



# 2023 Pigs Standards



These Standards are independently assessed on behalf of QMS by an accredited certification body (CB). For more information on the relevant CB, please see the document, *The role of the Certification Body*, at [www.qmscotland.co.uk/pig-standards](http://www.qmscotland.co.uk/pig-standards)  
Updated February 2023 (effective date 1/5/2023)



---


## **Introduction**

**Pages 4-5**

---

## **Assessment Checklist**

**Page 6**



## **Origin of Stock**

**Section 1 - Page 7**

## **Feeding and Water Provision**

**Section 6 - Pages 16-19**

## **Complaints Register**

**Section 10 - Page 24**

---

## **Management and Stockmanship**

**Section 2 - Page 8**

---

## **Farm Biosecurity and Cleanliness**

**Section 7 - Pages 19-21**

---

## **Compliance with the Law and Scheme Reputation**

**Section 11 - Page 25**

---

## **Animal Health and Welfare**

**Section 3 - Pages 9-11**

---

## **Transporting of Live Pigs**

**Section 8 - Pages 22-23**

---

## **Standards Setting Committee**

**Page 25**

---

## **Animal Medicines**

**Section 4 - Pages 11-13**

---

## **Approved Fertilisers and Soil Improvers**

**Section 9 - Page 24**

---

## **Livestock Accommodation and Handling Facilities**

**Section 5 - Pages 13-15**



**Appendix 1**  
**How the Scheme Works**  
/ Page 26

**Appendix 2**  
**Scottish Pig Health Scheme**  
/ Page 27

**Appendix 3**  
**Real Welfare for Pigs**  
/ Page 28

**Appendix 4**  
**Space Requirements for Growing Pigs, Sows and Boars (Standard 5.3)**  
/ Page 29

**Appendix 5**  
**Guidelines for Air Temperatures, Concrete Slatted Floors and Trough Feeding Space**  
/ Page 30

**Appendix 6**  
**Water Requirements for Pigs**  
/ Page 31

**Appendix 7**  
**Guidance Notes on Approved Fertilisers and Soil Improvers Derived from Organic Materials (Standard 9.1)**  
/ Pages 32-33

**Appendix 8**  
**Requirements for Safe Application to Land (Standard 9.1)**  
/ Page 34

**Appendix 9**  
**Information to be Provided by Suppliers of Certified Composts and Digestates (Standard 9.1)**  
/ Page 35

**Appendix 10**  
**Authorisation B6 (Standard 9.1)**  
/ Page 36

**Appendix 11**  
**Guide to Relevant Legislation and Codes of Practice**  
/ Pages 37-38

These Standards do not seek to duplicate existing published documents on husbandry and welfare. Reference should be made to these documents as appropriate.

You can read the relevant rules and guidance on our website. Where possible, this guide also provides details of where you can find more information, guidance and the assessment checklist:

#### **ASSESSMENT CHECKLIST**

When you see this sign, please refer to the Assessment Checklist on **page 6** to mark your progress.

#### **RECOMMENDATION**

Recommendations, suffixed with R alongside the relevant Standard to which they relate, are advisory clauses only and do not require any corrective action.

#### **MORE INFORMATION**

More information is available to view.

#### **KEY STANDARD**

This symbol indicates a key standard within the table.

#### **NEW STANDARD**

**NEW** Indicates where a new Standard has been included.

#### **REVISED STANDARD**

**REV** Indicates where a revision has been made.



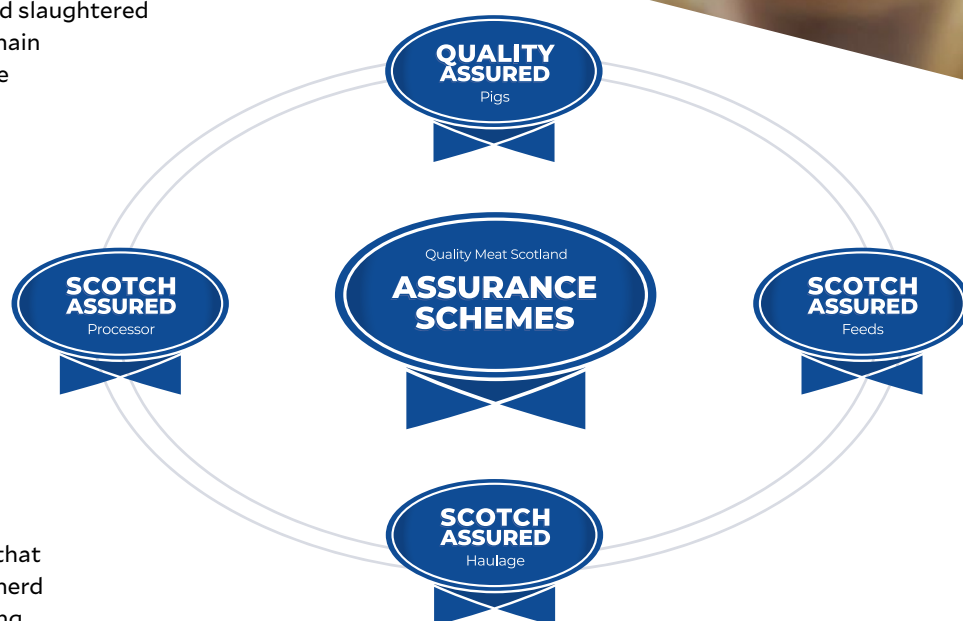
# At a glance

**THE Pigs Assurance Scheme is an essential element in the Quality Meat Scotland (QMS) 'whole chain' consumer assurance programme. To carry the Scottish Red Meat Industry's Specially Selected Pork brand containing the Saltire, pigs must have been born, reared and slaughtered in Scotland, from farms that are members of the scheme.**

This whole of life brand eligibility is delivered by a suite of assurance schemes: Pigs, Feeds, Haulage and Processor. Whole chain assurance underpins the integrity of the Specially Selected Pork brand and provides reassurance to consumers of provenance, highest standards of production, animal welfare and wellbeing, to deliver a quality eating experience.

Manufactured feeds must be sourced from QMS-approved feed suppliers, animals must be transported by QMS-approved livestock hauliers, and slaughtered by QMS-approved processors. Whole chain assurance ensures that animals have the best possible quality of life on farm and throughout the live supply chain, resulting in the highest quality product reaching the consumer's plate.


The Scottish Pig Health Scheme is a proactive health management strategy that aims to keep Scottish producers at the forefront of global health, welfare and production efficiency (see Appendix 2). This includes an abattoir health monitoring programme operated by Wholesome Pigs Scotland Ltd, which is a robust health checking mechanism that helps producers to achieve continuous herd health improvement. Abattoir monitoring by pig specialists is quickly reported to producers and their unit veterinary advisor. Zoonoses are also covered through the Scottish Salmonella Scheme. A direct link through QMS to the SRUC Veterinary Services to access further expertise when required.



**Whole Chain Assurance**  
From Quality Meat Scotland



## The Scottish SPCA also carries out joint visits to QMS-approved pig farms




The overall strategy of QMS is to develop, support, promote, and protect a profitable and sustainable Scottish Red Meat Industry and a commitment to animal welfare and wellbeing is a key factor in this strategy and of paramount importance in ensuring the highest product quality.

The QMS Animal Welfare and Wellbeing Charter recognises the five freedoms of animal welfare and wellbeing and is a guiding principle for all QMS assurance schemes, which are supported and approved by the Scottish Society for the Prevention of Cruelty to Animals (Scottish SPCA), Scotland's independent animal welfare charity. The Scottish SPCA also carries out joint visits to QMS-approved pig farms along with the certification body approved assessors.

The Pigs Assurance Scheme Standards are reviewed annually to maintain ISO/IEC 17065 for accreditation, the recognised international standard for product conformity certification. This annual review takes into account changing circumstances in the industry and the wider operating environment.

Assessment and certification of all farms is conducted by an independent certification body. See Appendix 1 for details of How the Scheme Works.

The overall strategy of QMS is to  
**develop, support, promote,  
and protect  
a profitable  
and sustainable  
Scottish Red  
Meat Industry.**



# Assessment Checklist

This checklist will help to prepare for the assessment visit. It is not an exclusive list and should be used in conjunction with the Standards.

Standard	Information	✓
1.1, 1.3	Full supplier details available for any purchased stock/semen	
1.5, 1.6	All slap marks registered and slap markers in good condition	
2.2	Training records for all staff, including refresher training	
2.3 N	All stockpersons must receive mandatory training on the moving and handling of pigs within three months of them starting to work with pigs	
2.4, 2.5, 2.6	Standards, Codes of Practice and management guides available for staff	
3.1	Confirm signed up to the Scottish Pig Health Charter	
3.2, 3.7	Pigs are healthy and well looked after. Sick or injured pigs have been moved to suitable accommodation	
3.4	Veterinary Health and Welfare Plan (VHWP) is current, reviewed and up to date	
3.8 N	All staff must receive training on casualty pig management that focuses on the identification and management of sick pigs	
3.10	Each unit must have at least two named persons trained and signed off as competent to euthanise by the vet	
3.11	A documented procedure must be in place for euthanasia for all stages	
3.12	Quarterly veterinary visits up to date and reports submitted to the certification body	
3.13	Real Welfare assessments are up to date	
3.17	Enrichment materials are clean and available	
4.2, 4.3, 4.6	Complete and up to date records of purchases, use and disposal of medicines, including in-feed medication. Prescriptions available for inspection	
4.4	Quarterly collation of antibiotic usage and records uploaded accurately and on time into electronic medicine book eMB	
4.7	Medicines correctly stored and in date	
4.8	Detectable needles are used for pigs over the age of 28 days	
4.9	Medicines past their expiry date must not be used and used needles, empty medicine containers and medicines past their expiry date must be stored safely pending disposal	
4.10 N	Manufacturers' withdrawal periods must be observed	
5.1	Site plan showing housing and handling areas (indoor and outdoor units)	
5.2	Grower/Finisher Pigs cannot get access to the outdoors and if they do at any time, they must have a risk assessment to control the risk of introduction of Trichinella into the holding	
5.4	Construction of livestock accommodation must take all practical precautions to minimise access from birds/rodents	
5.5	Suitable sites and accommodation for outdoor pigs	
5.8, 5.13	All buildings, floors and equipment are clean and in good repair	
6.3	All pigs must have sufficient feed provided daily for their needs	
6.4	All pigs over two weeks of age must have permanent access to sufficient fresh clean water for their daily needs	
6.5, 6.6	Registration with local authority and Veterinary Medicines Directorate	
6.7, 6.10	Feed purchase/mixing records up to date	
6.13, 6.14, 6.15	Feed mixing facilities clean and in good repair. Feed stored and handled to avoid contamination. Medicated feed clearly identified	
6.18	Buildings bird-proofed or feeders covered	
6.20	Plant Protection Products (PPPs) must be kept in a store that is fit for purpose	
7.1	Documented biosecurity plan – up to date and implemented	
7.5	Waste disposal records up to date	
7.7, 7.9	Storage and disposal of carcasses – knackery receipts, licence for incinerator, records for disposal of ash	
7.8 N	On every unit where pigs are kept, carcasses should be dyed/spray marked before placing in the deadstock bin	
7.10	Effective vermin control with up to date records	
7.11	Hygiene and tidiness of the farm	
8.3	ScotEID electronic movement records up to date	
8.5, 8.11	Up to date livestock haulage records and certificates of competence	
8.8	Livestock vehicles/containers – clean, in good repair and ramp angles legal	
9.1	Supply and application records for approved bulk organic fertilisers	
10.1	Complaints register maintained	

N = New Standard



## GENERAL

### THE FOLLOWING Standards are effective from May 2023.

The Standards are split into two sections: Standard Detail and Requirement.

Key Standards suffixed with yellow key icon (🔑) next to the relevant standard are critical to achieving compliance to the QMS Pigs Assurance Scheme. These are based on farm animal welfare, environmental impact and food safety, areas which are critical to QMS brand integrity. Additional Standards are there to meet current legislation and continually achieve good agricultural practice.

Paragraphs In light blue text are for members' information only and do not form part of the assurance assessment.

Recommendations, suffixed with R next to the relevant standard to which they relate, are advisory clauses only and do not require any corrective action.

Scheme members must ensure compliance with all relevant legislation, operating to the highest of animal welfare, traceability and biosecurity, to uphold the reputation and integrity of the QMS Pigs Assurance Scheme.

## 1. Origin of Stock

To carry the Specially Selected Pork brand containing the Saltire, pigs must have been born and reared in Scotland, from farms that are members of the QMS Pigs Assurance Scheme, transported by hauliers in the QMS Haulage Assurance Scheme and slaughtered in Scotland by a member of the QMS Processor Assurance Scheme.

STANDARD DETAIL		REQUIREMENT	
🔑 1.1	Once assured, all breeding stock and semen must be obtained from farm assured units, which are identified and recorded.	The NPA import protocol must be followed for any imported breeding stock, further guidance is available at <a href="http://www.npa-uk.org.uk/hres/NPA%20imports%20protocol%20Feb%202019">www.npa-uk.org.uk/hres/NPA%20imports%20protocol%20Feb%202019</a> <ul style="list-style-type: none"> <li>An integration plan must be included in the Veterinary Health and Welfare Plan (VHWP).</li> </ul>	⚠️
		👁️ <b>RECOMMENDATION</b> 1.1R It is recommended that all incoming stock is quarantined, and a Scottish health declaration is completed.	🔑
1.2	Recent veterinary treatment and vaccines used for all incoming stock must be known.	Where relevant, Food Chain Information (FCI) must be provided by all suppliers of stock, on the FCI-1 form or equivalent.	
🔑 1.3	All pigs on the farm must be from an approved source, e.g. QMS Assured or equivalent.		⚠️
1.4	Pigs must not be sourced through livestock auction markets.		
1.5	Scheme members must notify the addresses, CPH numbers and slap marks of all sites being used to keep pigs to our certification body.		⚠️
🔑 1.6	All pigs going for slaughter must be identified with at least one clear slap mark.	Slap markers must be kept clean and in serviceable condition to ensure clear identification.	⚠️
1.7	Individual breeding animals must be identified using ear tags or ear tattoos.	If ear notching is practised, it must be as a last resort. <ul style="list-style-type: none"> <li>All ear tagging and tattooing should be carried out by a trained and competent operator.</li> <li>All equipment must be clean and in good condition.</li> </ul>	

### 📌 MORE INFORMATION

- [www.npa-uk.org.uk/hres/NPA%20imports%20protocol%20Feb%202019](http://www.npa-uk.org.uk/hres/NPA%20imports%20protocol%20Feb%202019)



## 2. Management and Stockmanship

STANDARD DETAIL		REQUIREMENT
2.1	All stock must be reared according to good husbandry, welfare and hygiene practices and in accordance with all current relevant legislation and the Guidance for the Welfare of Pigs. A guide to sources of information on current relevant legislation is provided in Appendix 11.	
2.2	There must be sufficient competent stockpersons to manage pig health and welfare. They must be trained for all the tasks they undertake. Any training needs that are identified must be dealt with promptly. A record of all in-house and external training and refresher training must be maintained for all staff, detailing courses attended, and training received.	<p>The training record should include the following as a minimum:</p> <ul style="list-style-type: none"> <li>• Name</li> <li>• Start date (If applicable)</li> <li>• Training given/events attended/experience</li> <li>• Date of training</li> <li>• Who provided the training.</li> </ul>
2.3 NEW	All stockpersons must receive mandatory training on the moving and handling of pigs. Where there are new stockpersons, training must be conducted within three months of them starting to work with pigs. <b>ahdbpork.vbms.co.uk/store</b>	
2.4	All stockpersons must have access to and understand the QMS Pigs Assurance Scheme Standards and Codes of Practice for the Welfare of Pigs.	A copy of the Standards, hard or electronic version, must be available.
2.5	All stockpersons working with outdoor herds must have access to the Farm Animal Welfare Council Report on the Welfare of Pigs Kept Outdoors.	
2.6	All stockpersons must have access to the management guides appropriate to their area of operation published by AHDB Pork, available at <b>ahdb.org.uk/knowledge-library</b>	
2.7	Any form of castration is not permitted. This includes the use of vaccines to control boar taint.	
2.8	Piglets must not be weaned from a sow at an age of less than 28 days, unless the welfare or health of the sow or piglets would otherwise be adversely affected.	Piglets may be weaned up to seven days earlier into specialised housing which is emptied and thoroughly cleaned and disinfected before the introduction of a new group and is separate from housing where sows are kept.
2.9	At the time of marketing, finished stock must be in a clean and healthy condition.	<p>At the point of sale and/or arrival at an approved slaughterhouse, livestock must be clean, healthy and free from excessive faecal contamination and other contaminants, e.g. soil, bedding.</p> <p><i>For members' information:</i>  <i>Abattoirs receiving dirty livestock may report this to Trading Standards and according to industry feedback. Improvements are needed in the presentation of clean animals for slaughter.</i></p>
2.10	All pigs containing, or suspected of containing, a broken needle must be immediately identified.	<p>Pigs must be identified with an ear tag and the date and details recorded in the medicine book.</p> <ul style="list-style-type: none"> <li>• They must be clearly identified at point of marketing and included on the Food Chain Information document (FCI-1 form) and prior notification must be given to the buyer.</li> </ul>
2.11	Units slaughtering pigs in Scotland must participate in the Scottish Salmonella Scheme, which is part of the Scottish Pig Health Scheme (see Appendix 2).	

### 1 MORE INFORMATION

- [ahdbpork.vbms.co.uk/store](https://ahdbpork.vbms.co.uk/store)
- [ahdb.org.uk/knowledge-library](https://ahdb.org.uk/knowledge-library)



















### 3. Animal Health and Welfare

STANDARD DETAIL		REQUIREMENT	
<b>3.1</b> 	Existing members and new applicants to the Pigs Assurance Scheme must sign the Scottish Pig Health Charter, available at <a href="http://www.qmscotland.co.uk/health-and-welfare-1">www.qmscotland.co.uk/health-and-welfare-1</a>	Diseases within the charter must be reported in line with T&Cs and declared by the vet in the QVR.	
<b>3.2</b> <b>REV</b>	High standards of health and welfare of all livestock must be met at all times to allow pigs to thrive and to achieve their full potential.	All units must have a named person responsible for leading, planning and recording issues relating to animal health and welfare. Where livestock are managed on a B&B basis, there must be a named person: <ul style="list-style-type: none"> <li>Responsible for daily care.</li> <li>They must have a knowledge and understanding of the Standards and pig stockmanship.</li> </ul>	
<b>3.3</b>	The health and welfare of livestock must be checked regularly.	All pigs must be inspected by a responsible person at least once a day and at a frequency appropriate to their production system and status.	
<b>3.4</b> 	Each unit must have a written Veterinary Health and Welfare Plan (VHWP), produced in conjunction with a vet and established and implemented on the unit. The VHWP should have improvement targets and be designed to deliver health and welfare benefits. The VHWP must be reviewed on a quarterly basis, or more frequently in the event of changes to husbandry practices or poor performance.	The VHWP must include the following as a minimum: <ul style="list-style-type: none"> <li>Integration plan for incoming stock (see 1.1).</li> <li>Recommendations following a Real Welfare assessment (see 3.13).</li> <li>Strategies to deal with vice outbreaks such as tail, ear and flank biting (see 3.6).</li> <li>Measures taken to manage pigs with shoulder sores.</li> <li>Incidences of lameness are accurately recorded.</li> <li>Details of staff deemed competent by a vet to carry out injections/tail docking/teeth reduction and euthanasia (see 3.6, 3.8 and 3.10).</li> <li>Records of incidents of tail biting and possible causes and justification to tail dock, including action taken and outcomes (see 3.6).</li> <li>Records of facial necrosis and udder damage and justification for teeth reduction, including action taken and outcomes (see 3.6).</li> <li>Review of collated antibiotic data and justification for use of HP-CIAs (see 4.4 and 4.5).</li> <li>Measures to reduce risk of antibiotic resistance (see 4.4).</li> <li>Preventative disease control programmes, including vaccinations and parasite control.</li> <li>Water provision for suckling piglets (see 6.4).</li> <li>Biosecurity plan (see 7.1).</li> </ul>	
<b>3.5</b>	Records of the health and performance of all pigs must be maintained.	The records should be used when reviewing the VHWP and should include, where applicable: <ul style="list-style-type: none"> <li>Born alive</li> <li>Dead and mummified</li> <li>Farrowing %</li> <li>Weaning %</li> <li>Pre- and post-weaning mortality.</li> </ul>	
		<b>RECOMMENDATION</b> 3.5R It is recommended that Food Conversion Ratio (FCR) and Daily Liveweight Gain are recorded for growing and finishing pigs, to measure their health and performance.	



### ➔ 3. Animal Health and Welfare (continued)

STANDARD DETAIL		REQUIREMENT	
<b>3.6</b> REV	Routine tail docking and teeth reduction is not permitted. Where it is deemed necessary to do this by the member's vet, it must be carried out in accordance with legislation.	<ul style="list-style-type: none"> <li>To reduce the risk of infection, clean and separate the equipment for each task.</li> <li>Where advised by the vet, this must be documented and justified in the VHWP, along with an action plan to reduce the need for tail docking and teeth reduction.</li> <li>Justification for the need to tail dock should be forwarded to finishing sites.</li> <li>Tail docking and teeth reduction must be carried out within 72 hours of birth.</li> <li>Tails must be docked to a uniform length.</li> </ul>	
 <b>3.7</b>	Sick or injured pigs must be identified and, if required, treated promptly to ensure suffering is not prolonged.	<ul style="list-style-type: none"> <li>Pigs must be housed in suitable accommodation with dry and comfortable bedding.</li> <li>Pigs must receive appropriate treatment without delay and veterinary advice should be sought if deemed necessary.</li> <li>Lame (as defined in RWO) or recumbent pigs must be held in a pen with bedding.</li> </ul>	  
<b>3.8</b> NEW	All staff must receive training on casualty pig management that focuses on the identification and management of sick pigs.	Training can be provided by a vet or an external company.	
 <b>3.9</b>	Pigs that do not respond to treatment or require emergency euthanasia must be promptly and humanely euthanised by a trained and competent person in line with the Pig Veterinary Society (PVS) Casualty Pig publication.	<b>RECOMMENDATION</b> 3.9R It is recommended that a competent and trained person responsible for euthanising pigs should be able to attend the site within 60 minutes of a problem being identified in order that urgent cases of euthanasia are not delayed.	  
<b>3.10</b> REV	Each unit must have at least two named persons trained and signed off as competent to euthanise by the vet.	<ul style="list-style-type: none"> <li>A trained and competent person could include the vet or knackerman.</li> <li>Where a stockperson is the named person, they must be deemed competent by the vet, and this must be recorded in the VHWP.</li> <li>Refresher training must be undertaken at least every two years as a minimum and records kept.</li> </ul>	
<b>3.11</b> REV	A documented procedure must be in place for euthanasia and must include the following:	<ul style="list-style-type: none"> <li>Details of methods used for all classes of pigs and names of persons signed off by vet for each method.</li> <li>Standard operating procedure for each of the methods and how to carry out checks to ensure effectiveness.</li> <li>How to deal with any issues if the method was not effective.</li> <li>PVS casualty pig document is available.</li> </ul> A template can be found at <a href="http://www.qmscotland.co.uk/pig-standards">www.qmscotland.co.uk/pig-standards</a>	  
<b>3.12</b>	Pig units must receive quarterly advisory veterinary visits to discuss ongoing health and welfare policies.	Following each visit, a Quarterly Vet Report (QVR) must be completed (see <a href="http://www.qmscotland.co.uk/pig-standards">www.qmscotland.co.uk/pig-standards</a> ) and then sent to the certification body.	  
<b>3.13</b>	Real Welfare assessments (completed by the vet) must be carried out in line with the AHDB Pork protocol, see weblink <a href="http://pork.ahdb.org.uk/health-welfare/welfare/real-welfare">pork.ahdb.org.uk/health-welfare/welfare/real-welfare</a> and Appendix 3. Any recommendations following a Real Welfare assessment must be included in the VHWP (see 3.4).		  



STANDARD DETAIL		REQUIREMENT	
3.14	If mange is present in the herd, there must be a management plan in place, with an agreed timescale for eradication, which is reviewed by the member's vet.		
3.15	New applicants/units must receive an advisory veterinary visit and a Scottish SPCA visit before Approved Member status can be granted. Thereafter, Scottish SPCA visits can take place at any time. These visits ensure there are no concerns about pig welfare.		
3.16	All finishing units must be members of one of the following abattoir health monitoring programmes: Wholesome Pigs Scotland (WPS) <a href="http://www.scottishpigs.coop/health--welfare.html">www.scottishpigs.coop/health--welfare.html</a> or Pig Health Scheme <a href="https://ahdb.org.uk/pig-health-scheme">https://ahdb.org.uk/pig-health-scheme</a>		
3.17 REV	To help prevent vice and satisfy pigs' behavioural and physical needs, all pigs must have permanent access to suitable and sufficient enrichment materials, which provide pigs with the opportunity to enable proper investigation, manipulation and foraging activities.	Enrichment materials must be safe, hygienic and should have one or more of the characteristics set out below: <ul style="list-style-type: none"><li>• Edible</li><li>• Chewable</li><li>• Investigable</li><li>• Manipulable.</li></ul> More than one type of enrichment material must be provided where any vice behaviour is present to ensure that all of the pigs' needs are met. More information can be found at <a href="http://www.qmscotland.co.uk/pig-standards">www.qmscotland.co.uk/pig-standards</a>	
















#### MORE INFORMATION

- [www.qmscotland.co.uk/health-and-welfare-1](http://www.qmscotland.co.uk/health-and-welfare-1)
- [www.qmscotland.co.uk/pig-standards](http://www.qmscotland.co.uk/pig-standards)
- [www.scottishpigs.coop/health--welfare.html](http://www.scottishpigs.coop/health--welfare.html)
- <https://ahdb.org.uk/pig-health-scheme>

## 4. Animal Medicines

STANDARD DETAIL		REQUIREMENT
4.1	All veterinary medicines and treatments must be used in accordance with manufacturer and veterinary instructions. They must be licensed for use in the UK and be purchased from a veterinary practice, or under the authorisation of a Suitably Qualified Person (SQP) from a registered supplier.	A list of all Animal Medicines Training Regulatory Authority (AMTRA) SQPs can be found at <a href="http://www.vmd.defra.gov.uk/registers/sqpreregister.aspx">www.vmd.defra.gov.uk/registers/sqpreregister.aspx</a> <b>NEW RECOMMENDATION</b> 4.1R It is recommended that there is a named person responsible for medicines on farm, who is trained and revised every two years.
4.2	Records must be kept of the purchase of all medicines including routine treatments, vaccinations, in-feed and water medication. These records must be retained for five years.	Records of purchases must include: <ul style="list-style-type: none"> <li>• Identity of the medicine.</li> <li>• Quantity, date of purchase.</li> <li>• Name and address of supplier.</li> <li>• Batch number(s) and expiry date(s).</li> </ul> Copies of purchase invoices are an acceptable record provided it includes this information.

## ➔ 4. Animal Medicines (continued)

STANDARD DETAIL		REQUIREMENT	
 <b>4.3</b>	Records must be kept for the administration of all medicines, and they must be retained for five years.	The records of use must include: <ul style="list-style-type: none"> <li>• Reason for treatment.</li> <li>• Identity of medicine.</li> <li>• Quantity administered.</li> <li>• Batch number(s).</li> <li>• Identification of animal(s) treated.</li> <li>• Number treated.</li> <li>• Start and end date of treatment.</li> <li>• End date and length of the withdrawal period.</li> <li>• Name of person administering the medication.</li> <li>• Vaccinations and wormers used.</li> <li>• Disposal route of out of date/surplus to requirement medicines, including date of disposal, quantity and identity.</li> </ul>	
			
<b>4.4</b>	Antibiotic resistance is an increasing concern and antimicrobials must be used appropriately for the condition being treated. Records must provide a quarterly collation of total antibiotic usage, including injectable, water soluble and in-feed products.	<ul style="list-style-type: none"> <li>• Signed GDPR letter allowing QMS to access eMB data.</li> <li>• Records of antibiotic use must be entered or uploaded quarterly (within six weeks of end of quarter) into the Electronic Medicines Book (eMB) at <b><a href="http://emb-pigs.ahdb.org.uk">emb-pigs.ahdb.org.uk</a></b>, which can also be accessed through the AHDB Pig Hub at <b><a href="http://www.pighub.org.uk">www.pighub.org.uk</a></b>.</li> <li>• This information must be used when reviewing the VHWP. Persistently high users (PHUs) in Scotland (as defined and reviewed by PHWC, indicated on the most recent eMB report) must develop an antibiotic reduction plan in conjunction with their vet using the PHWC template. This should be reviewed quarterly and must indicate progress made.</li> </ul>	
			
 <b>4.5</b> <b>REV</b>	When using Highest Priority Critically Important Antibiotics (HP-CIAs) (i.e. those belonging to category B 'Restrict' as defined by the European Medicines Agency) must only be used as a last resort under veterinary direction. Further details can be found at <b><a href="http://www.noah.co.uk/wp-content/uploads/2016/12/NOAH-briefing-on-CIAs-07122016.pdf">www.noah.co.uk/wp-content/uploads/2016/12/NOAH-briefing-on-CIAs-07122016.pdf</a></b>	<ul style="list-style-type: none"> <li>• The use of HP-CIAs must be supported by a veterinary statement outlining the justification for use within the VHWP.</li> <li>• An antibiotic reduction plan must be in place and reviewed quarterly to prevent recurrent use.</li> </ul>	
			
		 <b>RECOMMENDATION</b> 4.5R It is recommended that PVS guidance is followed <b><a href="http://www.pigvetsoc.org.uk/files/document/558/1601%20PVS%20AntiB%20Prescribing%20Policy.pdf">www.pigvetsoc.org.uk/files/document/558/1601%20PVS%20AntiB%20Prescribing%20Policy.pdf</a></b> and <b><a href="http://www.pigvetsoc.org.uk/files/document/555/1510%20PVS%20Clinical%20Review%20document.pdf">www.pigvetsoc.org.uk/files/document/555/1510%20PVS%20Clinical%20Review%20document.pdf</a></b>	
<b>4.6</b>	If livestock are given medicated feed, medicated feeding stuffs prescription(s) must be retained for five years.		
<b>4.7</b>	Medicines must be kept in a locked store and in accordance with the manufacturer's instructions.	 <b>NEW RECOMMENDATION</b> 4.7R It is recommended that vaccines are stored to correct temperature as per label and fridge temperatures are checked weekly.	
			
<b>4.8</b>	Detectable needles must be used for pigs over 28 days.		





STANDARD DETAIL		REQUIREMENT	
4.9 REV	Medicines past their expiry date must not be used and used needles, empty medicine containers and medicines past their expiry date must be stored safely pending disposal. This is a legal requirement, see <a href="http://www.gov.uk/guidance/retail-of-veterinary-medicines#out-of-date-products">www.gov.uk/guidance/retail-of-veterinary-medicines#out-of-date-products</a>	<ul style="list-style-type: none"> <li>• They must be disposed of responsibly and in accordance with legislation.</li> <li>• A record kept including the identity of the medicine, date of disposal, quantity and method of disposal.</li> <li>• Used needles must be stored in a suitable, sealed and labelled container pending disposal. If unsure about the best disposal route, please contact the supplier.</li> <li>• Policy on disposal of sharps and pharmaceutical waste.</li> </ul>	⚠
			ℹ
4.10 NEW	Manufacturers' withdrawal periods must be observed.	If pigs are under a withdrawal period this needs to be notified to purchasers.	⚠

#### ℹ MORE INFORMATION











- [www.vmd.defra.gov.uk/register/sqpreregister.aspx](http://www.vmd.defra.gov.uk/register/sqpreregister.aspx)
- [emb-pigs.ahdb.org.uk](http://emb-pigs.ahdb.org.uk)
- [www.pighub.org.uk](http://www.pighub.org.uk)
- [www.noah.co.uk/wp-content/uploads/2016/12/NOAH-briefing-on-CIAs-07122016.pdf](http://www.noah.co.uk/wp-content/uploads/2016/12/NOAH-briefing-on-CIAs-07122016.pdf)
- [www.pigvetsoc.org.uk/files/document/558/1601%20PVS%20AntiB%20Prescribing%20Policy.pdf](http://www.pigvetsoc.org.uk/files/document/558/1601%20PVS%20AntiB%20Prescribing%20Policy.pdf)
- [www.pigvetsoc.org.uk/files/document/555/1510%20PVS%20Clinical%20Review%20document.pdf](http://www.pigvetsoc.org.uk/files/document/555/1510%20PVS%20Clinical%20Review%20document.pdf)
- [www.gov.uk/guidance/retail-of-veterinary-medicines#out-of-date-products](http://www.gov.uk/guidance/retail-of-veterinary-medicines#out-of-date-products)

## 5. Livestock Accommodation and Handling Facilities





STANDARD DETAIL		REQUIREMENT	
5.1	There must be a site plan in place showing all housing and handling areas for indoor and outdoor units.	The plan must detail: <ul style="list-style-type: none"> <li>• The number of pens</li> <li>• Pen size</li> <li>• Maximum stocking density for the weight of pigs</li> <li>• Feed and water provisions.</li> </ul>	⚠
5.2	Grower/Finisher Pigs cannot get access to the outdoors and if they do at any time, they must have a risk assessment to control the risk of introduction of Trichinella into the holding.	<b>👁 NEW RECOMMENDATION</b> 5.2R It is recommended that where pigs are kept outdoors there is a wildlife control plan in place that includes managing contact with feral pigs, badgers, deer and foxes.	⚠ 👁
5.3	Livestock accommodation and equipment must be well constructed and maintained, be of sufficient size to ensure comfort and provide effective ventilation.	<ul style="list-style-type: none"> <li>• Stocking densities must be adhered to and are detailed in Appendix 4.</li> <li>• A guide to appropriate air temperatures is detailed in Appendix 5.</li> <li>• Tiered pig cages are not permitted.</li> </ul>	📌
5.4	Construction of livestock accommodation must take all practical precautions to minimise access from birds/rodents.		⚠



## ➔ 5. Livestock Accommodation and Handling Facilities (continued)

STANDARD DETAIL		REQUIREMENT	
 5.5	Outdoor pigs must be located on a suitable, well drained site.	<ul style="list-style-type: none"><li>• Suitable and sufficient accommodation must be provided with bedding material that provides thermal comfort.</li><li>• Fenders must be provided to avoid neonates wandering off and becoming hypothermic.</li><li>• Farrowing arcs, tents, kennels and associated enclosing runs for growing pigs must be moved to fresh land after each farrowing cycle or batch.</li></ul>	
		 <b>RECOMMENDATION</b> 5.5R It is recommended that to reduce the disease risk, bedding from farrowing accommodation is removed or destroyed.	
5.6	Outdoor units must ensure pigs cannot access natural watercourses, with the exception of extensive units (those where pigs are kept in free access systems).		
5.7	To allow pigs to learn to respect electric fences, training systems must be provided. Adequate shade or wallows must be available in hot weather, particularly for dry sows and gilts.		
 5.8	All buildings (including flooring) and equipment, to which pigs have access, must be well constructed and maintained.	They must not have sharp edges or protrusions likely to cause injury or distress to pigs.	
			
5.9	A written contingency plan must be available and known to all staff.	<p>The plan must include action to be taken in the event of:</p> <ul style="list-style-type: none"><li>• Interruptions to pig movements, e.g. withdrawal of scheme certificate.</li><li>• Disease outbreaks which have the potential to affect other farms/the general public.</li><li>• Extreme weather</li><li>• Equipment or power failure</li><li>• Flood</li><li>• Fire</li><li>• And include relevant contact numbers.</li></ul> <p>In the event of a security breach, the certification body and/or QMS should be notified – details can be found at <a href="http://www.qmscotland.co.uk/pig-standards">www.qmscotland.co.uk/pig-standards</a></p>	
5.10	All alarm systems must be tested at least once every seven days to ensure they are in full working order.	A record should be kept including the date, time and outcome of the test.	
5.11	Throughout the hours of daylight, there must be a minimum of eight hours of natural or artificial light.	<ul style="list-style-type: none"><li>• When using artificial light, the light intensity has to be at least 40lux to allow all housed pigs to be seen clearly.</li><li>• Adequate lighting for satisfactory inspection of indoor or outdoor pigs must be available at any time.</li><li>• Livestock must not be kept permanently in darkness or in light.</li></ul>	
5.12	A pig which is penned on its own must have the ability to see other pigs. Unless the pig has been isolated for health reasons.		
5.13	Livestock accommodation must be maintained in a clean and hygienic condition.	<ul style="list-style-type: none"><li>• Floors should be well drained or maintained with dry bedding to allow pigs access to a dry lying area.</li><li>• Appropriate cleaning regimes must be applied between batches of pigs.</li><li>• Disinfectants must be Defra approved and suitable for use in close proximity to pigs. See the following link for approved products <a href="http://disinfectants.defra.gov.uk/DisinfectantsExternal/Default.aspx?Module=ApprovalsList_SI">disinfectants.defra.gov.uk/DisinfectantsExternal/Default.aspx?Module=ApprovalsList_SI</a></li></ul>	
			



STANDARD DETAIL		REQUIREMENT	
5.14	Where concrete slatted floors are used for pigs kept in groups, the slot and slat widths required in current UK legislation must be adhered to (see Appendix 5).		
5.15	Handling, loading and unloading facilities in the pig unit must allow for the safe movement of pigs with the minimum of stress.	<ul style="list-style-type: none"><li>• There must be well maintained, structurally sound with secure gates and barriers to prevent livestock escaping.</li><li>• Where loading ramps are used, they must be designed to minimise the risk of slipping and have secure side guards – ramp angles must not exceed 20 degrees.</li><li>• Goads must not be used.</li><li>• Only low-stress handling aids in good condition may be used when moving pigs, such as pig boards, paddles, rattles/shakers.</li></ul>	
		<div> <b>RECOMMENDATION</b></div> <p>5.15R It is recommended that loading areas should be situated in a secure area with no public/unauthorised access.</p>	
5.16	There must be appropriate facilities for sows and gilts to farrow.	In the week before expected farrowing date, sows and gilts must be given suitable nesting material in sufficient quantity.	
5.17	Dry sows and gilts must not be tethered or kept in stalls routinely.	If kept in stalls, it must be for no longer than a maximum of four hours.	
5.18 REV	Dry sows and gilts must be kept in groups and not enter farrowing crates more than seven days before their due farrowing date.	<ul style="list-style-type: none"><li>• Where the sow is confined in a farrowing crate, it should be large enough to accommodate her and to allow her to rise and lie down without difficulty, and should be easily accessed in an emergency</li><li>• Sows must not be kept in farrowing crates for more than eight weeks post-farrowing.</li></ul>	
		<div> <b>RECOMMENDATION</b></div> <p>5.18R It is recommended that alternative systems are considered to protect the welfare of the sow as well as her piglets.</p>	

#### 📘 MORE INFORMATION

- [disinfectants.defra.gov.uk/DisinfectantsExternal/Default.aspx?Module=ApprovalsList\\_SI](https://disinfectants.defra.gov.uk/DisinfectantsExternal/Default.aspx?Module=ApprovalsList_SI)
- [www.qmscotland.co.uk/pig-standards](http://www.qmscotland.co.uk/pig-standards)

## 6. Feeding and Water Provision

All feed used must be appropriate to the stage of production, safe to feed and contamination free. Purchased feed must be sourced from approved suppliers and be covered by a relevant warranty declaration where appropriate.

STANDARD DETAIL		REQUIREMENT
FEEDING AND WATERING		
6.1	Diets must conform to nationally recognised nutrient levels, which are relevant to the stage of growth and development of the pig and produced from high-quality constituents, free from contamination.	
6.2	Under EU Reg 1039/2018, total copper levels based on complete feed with a moisture level of 12% must not exceed: <ul style="list-style-type: none"> <li>150mg per kg of feed for piglets suckling and up to four weeks after weaning.</li> <li>100mg per kg of feed for piglets from five-eight weeks after weaning.</li> <li>25mg per kg of feed for all other pigs.</li> </ul>	
6.3	All pigs must have sufficient feed provided daily for their needs.	If a restricted or rationed feeding regime is in operation in the feeding herd, adequate feeding space must be available for all animals to feed simultaneously. If pigs are fed ad libitum, they must be given adequate feeding space to prevent undue queueing. This will depend on feeder type, diet density and water provision. See Appendix 5 for guidelines on trough space per pig.
6.4 REV	All pigs over two weeks of age must have permanent access to sufficient fresh clean water for their daily needs.	Where water for suckling piglets is not permanently accessible, of sufficient quantity or fresh, there must be arrangements in place to provide water when the sow's milk may not satisfy the piglets' fluid requirements. This must be documented in the VHWP – this may be in hot weather or when the sow's or piglets' health is compromised. Guidance on water requirements is detailed in Appendix 6.
FEED AND FOOD BUSINESS REGISTRATION		

All livestock farms are defined in legislation as feed businesses because they undertake feed business activities, which may include growing, mixing, storing and feeding. They are also defined as food businesses because they rear animals which will enter the food chain. For further information, please refer to the following links:

[www.foodstandards.gov.scot/food-safety-standards/advice-business-and-industry/animal-feed](http://www.foodstandards.gov.scot/food-safety-standards/advice-business-and-industry/animal-feed)

[www.foodstandards.gov.scot/food-safety-standards/advice-business-and-industry/farming-primary-production](http://www.foodstandards.gov.scot/food-safety-standards/advice-business-and-industry/farming-primary-production)

6.5	It is a legal requirement under Feed Hygiene Regulation (EC) No 183/2005 and Food Hygiene Regulation (EC) No 852/2004 that all feed and food businesses must be registered with Food Standards Scotland (FSS).	FSS will provide a registration form on request. It can also be found online at <a href="http://www.foodstandards.gov.scot/business-and-industry/industry-specific-advice/farming-and-primary-production/registration-and-approval-of-feed-businesses/registration-and-approval-of-feed-businesses-form">www.foodstandards.gov.scot/business-and-industry/industry-specific-advice/farming-and-primary-production/registration-and-approval-of-feed-businesses/registration-and-approval-of-feed-businesses-form</a> . As part of the farm assessment, members will be asked to provide proof of registration. This may be a registration number if they have been issued one or proof of application. A registration form is available at <a href="http://www.qmscotland.co.uk/pig-standards">www.qmscotland.co.uk/pig-standards</a> .
6.6	If producing medicated feed, all producers and home mixers must register with the Veterinary Medicines Directorate (VMD).	





STANDARD DETAIL		REQUIREMENT	
PURCHASED FEEDSTUFFS			
6.7	All purchased compound feeds, blended feeds, feed materials (straights) and mineral/vitamin supplements must be sourced from a merchant/manufacturer who is a member of the QMS Feeds Assurance Scheme and approved under the AIC's Universal Feed Assurance Scheme (UFAS) or a scheme recognised by UFAS as equivalent (see <a href="http://www.aictradeassurance.org.uk/latest-documents/feed-food-schemes">www.aictradeassurance.org.uk/latest-documents/feed-food-schemes</a> ).	Delivery notes/declaration tickets for all purchased feedstuffs must be kept for a minimum of two years.	⚠
			!
6.8	Members purchasing by-products from human food and drink production must obtain a warranty declaration from the seller, assuring that the product is safe for feeding to pigs.	Delivery notes/declaration tickets for all purchased feedstuffs must be kept for a minimum of two years.	👁
		<div>👁 NEW RECOMMENDATION</div> 6.8R It is recommended that all farms purchasing feeds have their own feed pipes to avoid any cross-contamination.	
6.9	Mobile mill and mix processors and contractors must be members of the QMS Feeds Assurance Scheme.		
6.10	All feeds used, whether purchased or home-mixed, must be produced in accordance with all current EU and UK feeding stuffs legislation, ensuring traceability of raw materials.	<ul style="list-style-type: none"><li>• Feed must exclude all animal products with the exception of fish products, milk products contained in milk substitutes and gelatine in vitamin supplements.</li><li>• All fish meal must come from managed sustainable sources. Finisher diets must not contain fish meal at more than 2.5%. The use of growth promoters or unlicensed veterinary products is strictly prohibited.</li></ul>	⚠
6.11	Inter-farm trading of farm-grown feed materials, including combinable crops and vegetable waste, is acceptable provided that the source unit is a member of one of the following assurance schemes: QMS Cattle & Sheep, QMS Pigs, Scottish Quality Crops (SQC), Scottish Organic Producers Association (SOPA), Red Tractor Combinable Crops and Sugar Beet, Red Tractor Fresh Produce or an equivalent scheme recognised by QMS.	Records must be kept of all delivered materials including: <ul style="list-style-type: none"><li>• Delivery date</li><li>• Quantity</li><li>• The source farm</li><li>• Details of the relevant assurance scheme membership.</li></ul>	
6.12	Where homegrown combinable crops are produced by a QMS Pigs Assurance Scheme member who is not a member of the other assurance schemes mentioned in 6.11 above, the member must comply with current legislation and standards 6.19 to 6.24.		
FEED STORAGE AND HANDLING			
🔑 6.13	All feed must be stored in a vermin proof manner, clearly labelled and handled to avoid contamination and minimise spoilage.	<ul style="list-style-type: none"><li>• Storage facilities must protect feed from access by vermin, birds and domestic animals.</li><li>• The lighting in the storage area must be covered or have shatterproof bulbs.</li><li>• Glass windows and glass skylights must be intact and protected to prevent the risk of broken glass getting into the feed.</li><li>• Plastic windows and skylights must be intact.</li></ul>	⚠
			🔑



## ➔ 6. Feeding and Water Provision (continued)

STANDARD DETAIL		REQUIREMENT	
6.14	Additives and premixtures should be stored in a separate building from processed feeds and feed materials.	If this is impractical, they must be stored in labelled bags with sufficient separation to avoid cross-contamination. Where formulations change, mixing equipment should be thoroughly cleaned.	<div>⚠</div> <div>🔖</div>
<div>🔖</div> 6.15	Medicated feeds must be clearly identified and labelled in bulk storage or bags and stored and distributed in a manner that reduces the risk of feeding to non-target animals.	If kept in bags, label must be kept from one bag in each batch.	<div>⚠</div> <div>🔖</div>
6.16	Mechanised feeding and water supply equipment must be maintained, clean and in good working order.	A written contingency plan must be available to all relevant staff for implementation in the event of a system failure (see Standard 5.9).	
6.17	Feed records must be kept for all wet or dry rations which are mixed using two or more dry feed ingredients.	Records must include details of: <ul style="list-style-type: none"><li>• The ingredients</li><li>• Quantities used.</li><li>• Mixing dates for every batch.</li><li>• Samples of 1kg must be kept for all feed ingredients (greater than 3% inclusion).</li><li>• Samples of the finished product must also be kept.</li><li>• Samples must be clearly identified, including batch number and kept for three months after any change of formulation.</li><li>• Samples of medicated feed (ingredients and finished product) must be kept in line with VMD guidance.</li></ul>	
6.18	Pig housing must be bird and vermin proofed or all feed hoppers must have lids to ensure that feed is protected effectively.	<div>⚠</div>	
PPPS USED FOR WEED CONTROL, MANAGEMENT OF CROPS INTENDED FOR GRAZING/FORAGE AND/OR FEED			
6.19	Plant Protection Products (PPPs) applied to grassland and cropping must be approved for use in the UK. It is a legal requirement to comply with General Binding Rule GBR23 see <a href="http://www.sepa.org.uk/media/34761/car_a_practical_guide.pdf">www.sepa.org.uk/media/34761/car_a_practical_guide.pdf</a>	<div>👁 RECOMMENDATION</div> 6.19R It is recommended that if using PPPs, an Integrated Pest Management (IPM) plan is completed.	<div>👁</div> <div>ⓘ</div>
6.20	Plant Protection Products (PPPs) must be kept in a store that is fit for purpose.	The store must be: <ul style="list-style-type: none"><li>• Well maintained.</li><li>• Clearly signed.</li><li>• Locked and bunded.</li><li>• Pesticides must be kept in their original packaging.</li><li>• Emergency facilities must be in place for dealing with spillages e.g. provision of sand or absorbent granules.</li></ul>	<div>⚠</div>
6.21	Injurious and toxic weeds, especially ragwort, must be kept under control.		
6.22	Spraying must only be undertaken by competent operators.	All spray operators must hold an appropriate NPTC certificate of competence (CoC). When undergoing training, spray operators must work under the supervision of someone who holds an appropriate certificate. Details of the qualifications and test centres can be found on the NPTC website <a href="http://www.nptc.org.uk">www.nptc.org.uk</a>	<div>ⓘ</div>



STANDARD DETAIL		REQUIREMENT	
6.23	All PPP equipment must be maintained, calibrated and tested in line with current legislation.	<ul style="list-style-type: none"> <li>All new trailed/mounted/self-propelled sprayers are NSTS-tested before they are five years old.</li> <li>Trailed/mounted/self-propelled sprayers with a boom width over three metres are NSTS-tested once every three years.</li> <li>Trailed/mounted/self-propelled sprayers with a boom width of three metres or less and other application equipment (slug pellet, micro-granular applicators, weed wipers) are NSTS-tested once every six years.</li> <li>Knapsack, handheld and pedestrian equipment does not require an NSTS test but should be checked by the operator at least annually.</li> </ul>	
6.24	Records must be kept of all PPPs applications and retained for a minimum of three years.	Records must be kept and available for inspection. A template detailing the records that must be kept can be found at <a href="http://www.qmscotland.co.uk/pig-standards">www.qmscotland.co.uk/pig-standards</a>	!

#### ! MORE INFORMATION

- [www.foodstandards.gov.scot/food-safety-standards/advice-business-and-industry/animal-feed](http://www.foodstandards.gov.scot/food-safety-standards/advice-business-and-industry/animal-feed)
- [www.foodstandards.gov.scot/food-safety-standards/advice-business-and-industry/farming-primary-production](http://www.foodstandards.gov.scot/food-safety-standards/advice-business-and-industry/farming-primary-production)
- [www.foodstandards.gov.scot/business-and-industry/industry-specific-advice/farming-and-primary-](http://www.foodstandards.gov.scot/business-and-industry/industry-specific-advice/farming-and-primary-)

[production/reigstration-and-approval-of-feed-businesses/registration-and-approval-of-feed-businesses-form](#)

- [www.qmscotland.co.uk/pig-standards](http://www.qmscotland.co.uk/pig-standards)
- [www.sepa.org.uk/media/34761/car\\_a\\_practical\\_guide.pdf](http://www.sepa.org.uk/media/34761/car_a_practical_guide.pdf)
- [www.nptc.org.uk](http://www.nptc.org.uk)
- [www.qmscotland.co.uk/pig-standards](http://www.qmscotland.co.uk/pig-standards)

## 7. Farm Biosecurity and Cleanliness

STANDARD DETAIL		REQUIREMENT	
7.1	A farm biosecurity plan must be documented in the VHWP, written in conjunction with the member's vet and implemented on farm, to provide effective measures that prevent the spread of disease, protect animal health and protect food safety.	<p>The plan must detail management controls of the risks to the farm, including as a minimum:</p> <ul style="list-style-type: none"> <li>Incoming livestock</li> <li>Pork products are prohibited from site (including staff food)</li> <li>Management of fallen stock</li> <li>Cleaning and disinfection of buildings and equipment</li> <li>Vehicles delivering or collecting stock</li> <li>Feed delivery vehicles and procedures for farm visitors</li> <li>Consideration should be given where there are known feral pig populations/sightings within 10km from the holding.</li> </ul> <p>A template is provided on the QMS website <a href="http://www.qmscotland.co.uk/pig-standards">www.qmscotland.co.uk/pig-standards</a></p> <p>Useful links to information on the implementation of biosecurity measures can be found in Appendix 11.</p>	<div>⚠</div> <div>!</div> <div>📌</div>
7.2	The farm biosecurity plan must include an assessment of the premises location and adjacent surroundings and include the identification of any possible landfill site/rubbish dump. Where there is a landfill site/rubbish dump located within 2km of the premises, members must inform the competent authority Food Standards Scotland (FSS) and notification should be sent to <a href="mailto:operations@fss.scot">operations@fss.scot</a>		!



## ➔ 7. Farm Biosecurity and Cleanliness (continued)

STANDARD DETAIL		REQUIREMENT	
7.3	Clear guidance must be made available to visitors regarding biosecurity requirements of the unit.	<p>Adequate facilities must be provided for visitors and farm staff, including:</p> <ul style="list-style-type: none"> <li>• Provision of clean, protective clothing and suitable footwear.</li> <li>• Footwear dipping and handwashing facilities, or other precautions to prevent the spread of disease.</li> <li>• A record of all visitors to the unit must be kept and visitors asked to declare their last contact with pigs.</li> <li>• Retain visitor record and disinfection plan requirements.</li> </ul> <p> <b>NEW RECOMMENDATION</b></p> <p>7.3Ra It is recommended that visitor ID is checked, and visitors asked to declare any recording equipment, e.g. mobile phone.</p> <p>7.3Rb <b>NEW:</b> It is recommended that each unit displays visible 'do not feed the pigs' sign and 'no unauthorised entry' signs at appropriate locations.</p>	
7.4	Animal manures and slurries must be handled in a way which minimises the dangers of polluting the environment, removes the risk of spread of disease to other animals or humans and conforms to current legislation.	<p>Farms must have a copy of and follow the Prevention of Environmental Pollution from Agricultural Activity, Code of Good Practice (PEPFAA Code), see Appendix 11. Care must be taken at all times when working with slurry, in particular to ensure there is adequate ventilation when mixing slurry in cellars. For more information, see <a href="http://www.hse.gov.uk/pubns/ais9.pdf">www.hse.gov.uk/pubns/ais9.pdf</a> and <a href="http://www.gov.scot/publications/prevention-environmental-pollution-agricultural-activity-guidance">www.gov.scot/publications/prevention-environmental-pollution-agricultural-activity-guidance</a> (for compliance with SSAFO Regulations).</p> <p> <b>NEW RECOMMENDATION</b></p> <p>7.4R From 1 January 2023, legislation changed. Slurry must not be applied using a raised splash plate or rain gun if applied by a contractor or on farms with more than 800 sows or fattening pigs. All slurry must be applied by precision equipment by 1 January 2027. <a href="http://www.farmingandwaterscotland.org/wp-content/uploads/2022/11/KTR8Organic-fertiliser.pdf">www.farmingandwaterscotland.org/wp-content/uploads/2022/11/KTR8Organic-fertiliser.pdf</a></p>	
7.5	A verbal or written farm waste management plan must be in place. Under the Waste (Scotland) Regulations 2014, farms must present metal, plastic, glass, paper and card separately for recycling. Waste must be disposed of by registered waste carriers and waste transfer notes/receipts must be retained.		
7.6	Fallen stock must be removed from housing or fields without undue delay. Fallen stock includes afterbirth and stillborn animals.		
7.7 REV	Fallen stock must be stored securely in a manner that minimises the risk of contamination.	<ul style="list-style-type: none"> <li>• Fallen stock is stored in a manner that prevents access by vermin, other animals and ensures any effluent is contained.</li> <li>• Containers are fully enclosed and locked or within locked buildings dedicated to this purpose unless empty.</li> <li>• Where an incinerator is used as storage, additional storage facilities are available for when the incinerator is running and/or malfunctioning.</li> </ul> <p> <b>RECOMMENDATION</b></p> <p>7.7R It is recommended that deadstock bins should be on the perimeter or external biosecurity points.</p>	 





STANDARD DETAIL		REQUIREMENT
7.8 NEW	On every unit where pigs are kept, carcasses should be dyed/spray marked before placing in the deadstock bin.	<div>⚠</div>
7.9	Fallen stock must be disposed of without undue delay by licensed collectors or by on-farm incineration, which requires a licence from APHA (formerly Animal Health) (see <a href="http://www.gov.uk/guidance/animal-by-products-how-to-burn-them-at-an-incinerator-site">www.gov.uk/guidance/animal-by-products-how-to-burn-them-at-an-incinerator-site</a> ).	<div>⚠</div>
	Ash from farm incineration may be mixed with manure for the treatment of land with the permission of SEPA under the Waste Management Licensing (Scotland) Regulations 2011. Members in derogated areas are required to dispose of stock and record the location of any stock burial sites in accordance with legislation.	<div>ℹ</div>
7.10	An effective vermin control procedure must be maintained at all times, which complies with current best practice guidance (see Campaign for Responsible Rodenticide Use: UK Code of Best Practice and Guidance for Rodent Control and the Safe Use of Rodenticides at <a href="http://www.thinkwildlife.org/about-crru">www.thinkwildlife.org/about-crru</a> ). Members must comply with the following requirements:  <b>Prior to baiting</b> <ul style="list-style-type: none"><li>• Prepare written site survey quarterly in order to identify extent of infestation, non-target animals, housekeeping, hygiene and vermin-proofing issues.</li><li>• Prepare written environmental risk assessment, if site survey identifies any risks (see template at <a href="http://www.thinkwildlife.org/download/environmental-risk-assessment-form/?wpdmdl=17667&amp;refresh=63e380678d0de1675853927">www.thinkwildlife.org/download/environmental-risk-assessment-form/?wpdmdl=17667&amp;refresh=63e380678d0de1675853927</a>).</li><li>• Consider alternative, non-chemical methods before using rodenticides, e.g. minimise vermin entry and harbour areas and use traps (risk hierarchy).</li><li>• Use least toxic bait initially, where it is deemed necessary to use rodenticides.</li><li>• Use rodenticides only in areas where their use is permitted, as shown on product labels.</li><li>• Ensure bait is safely placed away from children and non-target animals.</li></ul> <b>After baiting</b> <ul style="list-style-type: none"><li>• Ensure permanent baiting is not routinely undertaken.</li><li>• Remove and dispose of unused bait and dead or dying rodents, in accordance with manufacturer’s instructions, to prevent secondary poisoning of non-target animals.</li><li>• Ensure all bait is stored safely and securely.</li><li>• Record dates of regular inspection of bait points and dates bait was topped up.</li><li>• Record name and quantity of bait used and location of safe bait points.</li><li>• Vermin control record must be kept for a minimum period of three years.</li></ul>	<div>⚠</div>
7.11 📌	Farm appearance is important to the public perception of farming and the Specially Selected Pork brand image.	<div><ul style="list-style-type: none"><li>• All exterior and interior areas of the unit must be maintained to a high level of hygiene and tidiness.</li><li>• Livestock must be kept away from any hazardous or dangerous materials and fencing must be livestock proof. Problem areas include loose wire, net wrap, scrap machinery, jagged metal and disused tyres.</li></ul></div> <div>⚠</div> <div>📌</div>

#### ℹ MORE INFORMATION

- [www.qmscotland.co.uk/pig-standards](http://www.qmscotland.co.uk/pig-standards)
- [www.hse.gov.uk/pubns/ais9.pdf](http://www.hse.gov.uk/pubns/ais9.pdf)
- [www.gov.scot/publications/prevention-environmental-pollution-agricultural-activity-guidance](http://www.gov.scot/publications/prevention-environmental-pollution-agricultural-activity-guidance)
- [www.farmingandwaterscotland.org/wp-content/uploads/2022/11/KTR8Organic-fertiliser.pdf](http://www.farmingandwaterscotland.org/wp-content/uploads/2022/11/KTR8Organic-fertiliser.pdf)
- [www.gov.uk/guidance/animal-by-products-how-to-burn-them-at-an-incinerator-site](http://www.gov.uk/guidance/animal-by-products-how-to-burn-them-at-an-incinerator-site)
- [www.thinkwildlife.org/about-crru](http://www.thinkwildlife.org/about-crru)
- [www.thinkwildlife.org/download/environmental-risk-assessment-form/?wpdmdl=17667&refresh=63e380678d0de1675853927](http://www.thinkwildlife.org/download/environmental-risk-assessment-form/?wpdmdl=17667&refresh=63e380678d0de1675853927)

## 8. Transporting of Live Pigs

The movement and transport of livestock must conform to all relevant legislation and be practised with regard to animal welfare and wellbeing. The Welfare of Animals during Transport Council Regulation (EC) No 1/2005 on the protection of animals during transport and related operations sets out minimum standards for the welfare of animals during transport. It is illegal to transport piglets of less than three weeks old except for journeys less than 100km and young pigs can only undertake journeys of over eight hours if they are heavier than 10kg or accompanied by their mother.

STANDARD DETAIL		REQUIREMENT	
8.1	The movement and transport of pigs must conform to all relevant legislation.	<ul style="list-style-type: none"> <li>Food chain information must be supplied to all purchasers of stock.</li> <li>Pigs destined for breeding and production must not be unloaded after leaving the holding of origin at a collection centre, unless the collection centre meets the requirements of the controlled housing conditions.</li> </ul>	
8.2	Weaned pigs may be transported for a maximum period of 24 hours.	For journeys up to 12 hours, they need not have continuous access to water on the vehicle but must be offered water at appropriate intervals and afforded an adequate opportunity to drink.	
8.3	Details of the movement date, the number of pigs being moved and the ID mark of the pigs must be notified electronically to ScotEID at <a href="http://www.scoteid.com">www.scoteid.com</a> or by phoning the ScotEID information centre on 01466 794323.		
8.4	All pigs must be transported by livestock hauliers who are approved members of the QMS Haulage Assurance Scheme, or an equivalent scheme recognised by QMS, such as the Red Tractor Haulage Assurance Scheme.		
8.5	Any member hauling their own livestock must comply with the provisions of the Welfare of Animals during Transport Council Regulation (EC) No. 1/2005, including relevant documentation.		
8.6	Drivers are responsible for the welfare of any animal that they transport and pigs transported must be fit for the intended journey. Sick, injured and lame pigs may only be transported under the direction of a vet.	<p>Animals becoming unfit during transit must be delivered as soon as possible to a suitable place for unloading or slaughter. Animals must be transported in suitable transport that provides sufficient comfort.</p> <p><i>For members' information:</i>  <i>Abattoirs receiving unfit livestock from a QMS Pig member may report this to Trading Standards or the Animal and Plant Health Agency (APHA).</i></p>	
8.7	Legal stocking densities must be adhered to.	<p>All pigs must be able to lie down and stand up in their natural position. In order to comply with this, the loading density for pigs of around 100kg should not exceed 235kg/m<sup>2</sup>.</p> <p><b>RECOMMENDATION</b></p> <p>8.7R It is recommended that pigs should be partitioned in pens under 3.1m in length.</p>	
8.8	Vehicles and containers must be fit for purpose, regularly maintained, kept in good condition and operated so as to avoid injury and suffering and ensure the safety of livestock.	The container must be free from sharp edges or projections and be fitted with non-slip flooring. Ramp angles must not exceed 20 degrees (36.4% to the horizontal) for pigs.	
8.9	Where bedding is used, it must be clean, safe and suitable.		
8.10	Adequate ventilation must be available at all times.		



STANDARD DETAIL		REQUIREMENT
8.11	Members transporting their livestock must comply with the following requirements:  <b>Journeys up to 65km</b> <ul style="list-style-type: none"><li>Complete an Animal Transport Certificate (ATC) and retain this for six months. Note: this does not apply to farmers transporting their own animals in their own means of transport on journeys up to 50km from their own holding.</li></ul> <b>Journeys over 65km and up to eight hours</b> As above plus: <ul style="list-style-type: none"><li>Hold a short journey (Type 1) Transporter Authorisation</li><li>Hold a valid/relevant certificate of competence.</li></ul> <b>Long journeys over eight hours</b> As above plus: <ul style="list-style-type: none"><li>Hold a long journey (Type 2) Transporter Authorisation (instead of Type 1).</li><li>Hold a Welfare in Transport Vehicle Approval Scheme certificate of approval and inspection, for the vehicle and container being used.</li><li>Maintain a journey log to include place of departure and destination; date and time of departure; origin and owner of the livestock; and expected duration of the journey.</li></ul>	
	8.12 All livestock containers must be cleansed and disinfected in accordance with current legislation.	<ul style="list-style-type: none"> <li>Livestock vehicles and containers must be cleansed and disinfected after every load, or within 24 hours of a delivery, unless the vehicle is used to make repeated journeys between the same two points in a single day.</li> <li>Legislation breaches are likely to be reported.</li> <li>Disinfectants must be Defra approved and suitable for use in close proximity to pigs. See the following link for approved products <b>disinfectants</b>. <a href="https://defra.gov.uk/DisinfectantsExternal/Default.aspx?Module=ApprovalsList_SI">defra.gov.uk/DisinfectantsExternal/Default.aspx?Module=ApprovalsList_SI</a></li> </ul> <div> <b>RECOMMENDATION</b>  8.12R It is recommended that livestock containers should be cleansed and disinfected before leaving the abattoir/ collection centre to reduce disease spread. </div>

#### MORE INFORMATION

- [www.scoteid.com](https://www.scoteid.com)
- [disinfectants.defra.gov.uk/DisinfectantsExternal/Default.aspx?Module=ApprovalsList\\_SI](https://disinfectants.defra.gov.uk/DisinfectantsExternal/Default.aspx?Module=ApprovalsList_SI)

## 9. Approved Fertilisers and Soil Improvers

### APPROVED FERTILISERS AND SOIL IMPROVERS DERIVED FROM ORGANIC MATERIALS (REQUIREMENTS FOR SAFE APPLICATION TO LAND)

Approved organic-derived fertilisers and soil improvers may be stored and subsequently applied to land for the purposes of agricultural benefit, in accordance with good agricultural practice and any regulatory requirements. They must be applied to land in a manner that does not compromise the environment or the health and welfare of livestock. Specified no graze and no harvest intervals must be observed.

Members are advised to seek professional advice when planning to apply organic-derived fertilisers. Further guidance can be found in the Technical Note TN650: Optimising the application of bulk organic fertilisers [www.fas.scot/publication/technical-note-tn650-optimising-application-bulky-organic-fertilisers](http://www.fas.scot/publication/technical-note-tn650-optimising-application-bulky-organic-fertilisers)

STANDARD DETAIL		REQUIREMENT	
9.1	Approved organic-derived fertilisers and soil improvers may be stored and subsequently applied to land for the purposes of agricultural benefit, in accordance with good agricultural practice and any regulatory requirements. They must be applied to land in a manner that does not compromise the environment or health and welfare of livestock. Specified no graze intervals must be observed.	Members must retain evidence to demonstrate that the requirements of the guidance notes in Appendix 7 and table in Appendix 8 have been met. The required evidence will vary for each organic-derived fertiliser and soil improver and might include: <ul style="list-style-type: none"><li>• Soil test results.</li><li>• Certified compost and digestate test results.</li><li>• Copies of SEPA authorisations.</li><li>• Supplier paperwork.</li><li>• Notes and timing of material application and timing of subsequent grazing or harvest.</li></ul> Members are advised to seek professional advice when planning to apply organic-derived fertilisers.	⚠

#### 📄 MORE INFORMATION

- [www.fas.scot/publication/technical-note-tn650-optimising-application-bulky-organic-fertilisers](http://www.fas.scot/publication/technical-note-tn650-optimising-application-bulky-organic-fertilisers)

## 10. Complaints Register

STANDARD DETAIL		REQUIREMENT	
10.1	The farm business must have a complaint record and if a complaint is received, it must be recorded. The record must include the name of the complainant, the date and the action taken, e.g. complaints from abattoirs about dirty stock.		⚠





## 11. Compliance with the Law and Scheme Reputation

The reputation and integrity of the Scottish pig sector, and by default the Pigs Assurance Scheme and QMS, are paramount, and members must not do anything, or permit anything to be done, which harms them.

STANDARD DETAIL		REQUIREMENT
11.1	Members must not commit any offence or otherwise be in breach of any legal requirement relating to the provenance, production, wellbeing or welfare of livestock, or environmental protection, and must not engage in any practice which brings the Pigs Assurance Scheme or QMS into disrepute. This includes threatening and unprofessional behaviour towards any QMS representative or the certification bodies' personnel or contracted personnel.	

## Standards Setting Committee

QMS undertakes a biennial full review of the Pigs Assurance Scheme Standards, and the following Standards Setting Body committee was responsible for agreeing these Standards:

Committee Member	
Peter Brown (Chair)	QMS Board
John Chisholm	Scottish SPCA
Jamie Wylie	NFUS, Farmer
Iain Lyle	Harbro Ltd
Adam Marshall Jr	Farmer
Andy McGowan	Scottish Pig Producers Ltd
Danny Skinner	Farmer
Kathleen Smurthwaite	Karro Food Ltd
Grace Webster	G W Pig Consultants Ltd

Advisors to the Committee	
Kathryn Kerr	Head of Brands Integrity
David McHarg	Food Integrity Assurance
Allan Ward	QMS Pigs Specialist
James Foad	Assessor

## Appendix 1:

# How the Scheme Works

An overview of how to join the QMS Pigs Assurance Scheme and how to remain an approved member is provided below.

### Introduction

QMS annually reviews the Pigs Farm Assurance Scheme Standards. Farm assessments have been contracted by QMS to an independent inspection and certification company. QMS has agreed procedures for these assessments with the relevant certification body, which is regularly (at least once each year) audited by UKAS to ensure these procedures are maintained.

### How to Join the Scheme

An application form to join the scheme can be downloaded from [www.qmscotland.co.uk](http://www.qmscotland.co.uk) by clicking on 'QMS Pigs Assurance Scheme'. Please complete the form, the Direct Debit mandate (if applicable), BACS or card payment. To pay by card, please contact the relevant certification body, which will acknowledge receipt of the application form and payment and issue a VAT invoice.

**Note:** *Farm businesses with more than one unit may be required to join as a separate member for each unit, subject to discussion and agreement with the certification body.*

### Assessments

New applicants will be assessed within four weeks of receipt of their completed application form and cleared payment. Existing scheme members can expect one assessment a maximum of every 12 months, depending on the category awarded after review of their assessment report and subsequent certification decision.

#### QMS Pigs Assurance Scheme Categories

Category 1	To be assessed in 12 months
Category 2	To be assessed in 9 to 12 months
Category 3	To be assessed in 6 to 9 months
Category 4	To be assessed in 3 to 6 months

New applicants will only become assured after any non-compliances have been rectified and corrective actions reviewed, after which the certification body will send a letter confirming approval **status** and issue a Certificate of Conformity.

**Livestock must not be sold as assured until written confirmation has been received from the certification body.**

Pigs scheme members may be subject to spot-check visits to ensure ongoing compliance with Scheme Standards. These may be triggered by information received from farmers, other parts of the supply chain, general public, press, government agencies or previous assessment history. The assessor must be given access to the member's unit(s) in order to conduct these visits. Notice for spot checks will be 24-48 hours, although some may be unannounced. In line with the certification body's certification rules and regulations, where a member does not reasonably accommodate a spot check, this may result in withdrawal from the scheme.

For detailed information on the farm assessment visit and what happens after the assessment has been conducted, including how any non-compliances should be rectified, please refer to the following separate document, QMS Pigs Assurance Scheme – Farm Assessment Information, available at [www.qmscotland.co.uk/pig-standards](http://www.qmscotland.co.uk/pig-standards)

### Membership Renewal - Payment of Annual Membership Subscription

Scheme membership renewal notices are issued annually in July. If payment has not been received by the due date advised on the final reminder, the member's approved status will be withdrawn.

It will then be necessary to reapply to join the scheme, pay a rejoining fee by completing a Direct Debit mandate, undertake a reassessment, and a new membership number will be issued.



## Appendix 2: Scottish Pig Health Scheme

The Scottish Pig Health Scheme (SPHS) was set up to improve on farm production efficiency, animal health and welfare. The Scheme is made up of the following five pillars:

SCOTTISH PIG HEALTH SCHEME		
Wholesome Pigs Scotland (WPS)	QMS Health Declaration	Zoonosis
Abattoir Health Monitoring	Breeding Company Health Information	Scottish Salmonella Scheme
An abattoir health monitoring programme which assesses members' pigs quarterly for various diseases and conditions. The information is fed back to the producer and his vet in order to make health management decisions. The information also allows producer benchmarking. It is also used for producing anonymised national averages for the various diseases and conditions.	The QMS Health Declaration form must be completed by pig breeding companies' vets who supply live animals and semen to Scottish pig producers, in order to match the health status of the supply farm. It is also used to inform the receiving farm and its vet of any health status changes.	The Scottish Salmonella Scheme has been developed to monitor and control salmonella levels. The scheme involves the collection of quarterly abattoir samples from all members' herds, to give individual farms a salmonella score, which is then reported within the Wholesome Pigs Scotland abattoir health monitoring report. Any farm with an above average score is visited, in order to implement a control plan to reduce salmonella levels.
Scottish Pig Disease Control Centre (SPDCC)	Scottish Pig Health Charter	
Existing and Emerging Diseases	Existing and Emerging Diseases	
The Scottish Pig Disease Control Centre (SPDCC) was formed to ensure a quick reaction in the event of an outbreak of any existing or emerging diseases and to limit and control the spread of any such diseases.	The Scottish Pig Health Charter was developed to work in conjunction with the SPDCC. It is a document that enables the producer to work collaboratively with other producers to protect the health status of pigs in their region and nationally, by raising awareness of the threat of any new or existing diseases. The Charter enables mapping exercises to geographically identify existing or emerging diseases, allowing them to be controlled or eradicated.	

## Appendix 3:

### Real Welfare for Pigs (Standard 3.13)

#### What is Real Welfare?

Real Welfare involves on-farm systematic assessment of pig welfare using a set of five objective and repeatable measures. These measures are known as ‘welfare outcomes’ which are animal-based, meaning that they are obtained from the animals themselves rather than from their environment. Real Welfare was developed in response to the pig industry’s need for strong, science-based evidence to demonstrate its husbandry standards to retailers, animal welfare lobby groups, policy makers and consumers.

#### How is Real Welfare measured?

Sample pens of finisher pigs (>50kg) are assessed for the following:

- Pigs that would benefit from removal to hospital pen
- Lameness
- Pigs with tail lesions
- Pigs with body lesions
- Enrichment provision.

For further information about how and why these are measured, please visit [pork.ahdb.org.uk/health-welfare/welfare/real-welfare](http://pork.ahdb.org.uk/health-welfare/welfare/real-welfare)

#### Who carries out the Real Welfare assessments?

Real Welfare assessments must be carried out by veterinary surgeons who are members of the Pig Veterinary Society (PVS). All vets wishing to carry out these assessments are required to undertake approved AHDB Real Welfare training.

#### How often are Real Welfare assessments conducted?

Real Welfare assessments must take place a minimum of three times per year and can be carried out as part of the quarterly vet visits.

#### How many pigs are assessed?

The assessing vet will be trained to calculate the appropriate sampling numbers, as indicated in the table below:

Finisher places on the unit	Total pigs to sample each year
Up to 300	Minimum 300
300 to 900	Representative proportion
Over 900	900

Some measures require a scan assessment of all pigs in a sample pen, while other measures are recorded from only a sample of individual pigs.

#### How is the data used after the assessment?

After an assessment, the vet will discuss the results with the producer and enter the data into AHDB’s Pig Hub [www.pighub.org.uk](http://www.pighub.org.uk). Pig Hub is a single database for all producers in the pig industry. Each producer has access to their own details and can control who else can see their information.

QMS and AHDB Pork do not have access to individual farm data on Real Welfare. AHDB Pork manages the anonymised data set, which has been amalgamated across all participating units and enables the monitoring of welfare outcomes across the whole industry. Producers can then monitor their own results or benchmark against all other pig units across the industry.



## Appendix 4:

# Space Requirements for Growing Pigs, Sows and Boars (Standard 5.3)

### Growing Pigs

The Welfare of Farmed Animals (Scotland) Regulations 2010 (S.I. 2010 No 388) Schedule 6 paragraph 44 states that the unobstructed floor area available to each weaner or rearing pig reared in a group must be at least:

Liveweight (kg)	Area (m <sup>2</sup> )	Area (ft <sup>2</sup> )
Up to 10	0.15	1.6
10-20	0.20	2.2
20-30	0.30	3.2
30-50	0.40	4.3
50-85	0.55	5.9
85-110	0.65	7.0
Over 110	1.00	10.8

The unobstructed floor areas in the box above are minimum requirements. The type of housing, its design and its management may mean that greater space allowances are necessary.

### Dry Sows and Gilts

The pen where the group is kept must have sides greater than 2.8 metres in length, except when there are less than six individuals in a group when the sides must be no less than 2.4 metres in length. The total unobstructed floor area each gilt and sow after service when kept in groups must be at least 1.64 square metres for gilts and 2.25 square metres for sows. When after service gilts and sows are kept in groups of less than six, the unobstructed floor area must be increased by 10%. When after service gilts and sows are kept in groups of 40 or more, the unobstructed floor area may be decreased by 10%. For after service gilts and pregnant sows, a part of the area equal to at least 0.95 square metres per gilt and 1.3 square metres per sow must be of continuous solid floor, of which 15% is reserved for drainage openings.

### Boars

The minimum unobstructed floor area for an adult boar must be six square metres. When boar pens are also used for serving, the floor area must be at least 10 square metres and free from any obstacles.

## Appendix 5:

# Guidelines for Air Temperatures, Concrete Slatted Floors and Trough Feeding Space

### Guide to Air Temperatures for Housing Dry Sows and Growers (Standard 5.3)

Temperature requirements are markedly affected by liveweight, group size, floor type, air speed and feed intake. Slatted floors and low feed levels generally increase temperature requirements, while straw bedding, high feed levels and higher body weights decrease temperature requirements.

For most circumstances an appropriate minimum temperature will be within the ranges below:

Category of pig	Temp °C	Temp °F
Sows	15-20	59-68
Suckling pigs in creeps	25-30	77-84
Weaned pigs (3-4 weeks)	27-32	81-90
Weaners (5 weeks+)	22-27	71-80
Growers	15-21	59-70
Finishers	13-18	55-64

Current guidance on the welfare of pigs

### Concrete Slatted Floors - Slot and Slat Widths (Standard 5.14)

The following slot and slat widths must be adhered to:

Category of pig	Max. slot width	Min. slat width
Piglets	11 mm (+/- 2mm)	50 mm (+/- 2mm)
Weaners (weaning to 10 weeks)	14 mm (+/- 2mm)	50 mm (+/- 2mm)
Rearing (10 weeks to slaughter)	18 mm (+/- 3mm)	80 mm (+/- 3mm)
Gilts after service	20 mm	80 mm
Sows in groups	20 mm	80 mm

The Welfare of Farmed Animals (Scotland) Regulations 2010 No. 388, Schedule 6, Part 2, Paras 12 and 13

### Minimum Trough Feeding Space Guidelines (Standard 6.3)

If a restrict fed or rationed feeding regime is in operation, adequate feeding space must be available for all animals to feed simultaneously. Please refer to the following table for minimum trough space per pig guidelines:

Weight of Pig (kg)	Trough Space (cm)
5	10
10	13
15	15
35	20
60	23
90	28
120	30

Current guidance on the welfare of pigs





## Appendix 6:

### Water Requirements for Pigs (Standard 6.4)

The current guidance on the welfare of pigs advises that as a general guide, a drinking point must be available for each group of 10 pigs on rationed feeding.

The QMS Pigs Assurance Scheme expands on this requirement as follows:

Type of water-providing facility	Recommended number of pigs
Nipple drinker	1 for up to 15 pigs
Nipple drinker with bowl	2 for up to 30 pigs
Mini bowl where pig action triggers water provision	3 for up to 50 pigs
Bowl from which water is permanently and freely available	1 for up to 20 pigs 2 for up to 40 pigs 3 for up to 70 pigs
Trough	0.8 cm per pig (up to 15kg) 1.0 cm per pig (from 15kg to 35kg) 1.2 cm per pig (over 35kg)

#### Further Guidance:

The water supply to a wet-dry feeder system should not be counted as a sufficient water supply alone for drinking. Since pigs may block access to these points, producers should consider an additional supply of water in each pen.

Water flow through all systems is important but an additional water supply may be required, particularly for lactating sows. As a guide, minimum delivery rates per minute must be no less than:

Weight of pig (kg)	Daily requirement (litres)	Minimum flow rate through nipple drinkers (litres/min)
Newly weaned	1.0 – 1.5	0.3
Up to 20kg	1.5 – 2.0	0.5 – 1.0
20 kg – 40kg	2.0 – 5.0	1.0 – 1.5
Finishing pigs up to 100kg	5.0 – 6.0	1.0 – 1.5
Sows and gilts – pre-service and in-pig	5.0 – 8.0	2.0
Sows and gilts – in lactation	15 – 30	2.0
Boars	5.0 – 8.0	2.0

The ultimate check is whether or not pigs are thirsty.

In a wet feed system, an additional supply of water is required in each pen.

## Appendix 7:

# Guidance Notes on Approved Fertilisers and Soil Improvers Derived from Organic Materials (Standard 9.1)

### Approved Fertilisers derived from Organic Materials are defined as follows:

#### Manure, Slurry and Silage Effluent

In Scotland, manure, slurry and silage effluent are not regulated by SEPA as waste, if applied to agricultural land as fertilisers or soil conditioners in order to meet crop requirements. Members may use these materials for these purposes in accordance with good agricultural practice.

**Scheme members should check that using the following organic-derived fertilisers and soil improvers is acceptable to their customers. When stored on farm before application to land, these materials must be stored in such a way that livestock cannot access them:**

#### Treated Sewage Sludge (Biosolids)

Treated sewage sludges can only be applied to agricultural land under strictly controlled conditions which are regulated by SEPA, whereas untreated sewage sludges are not permitted by the Safe Sludge Matrix. Prior to applying treated sewage sludge, the soil must be tested by the sludge supplier and application must be in accordance with the table in Appendix 9. For further information on how to comply with the regulations, see [www.netregs.org.uk/environmental-topics/waste/managing-waste-materials/sewage-sludge-landspreading](http://www.netregs.org.uk/environmental-topics/waste/managing-waste-materials/sewage-sludge-landspreading)

**Note:** *It is recommended that members apply Biosolids Assurance Scheme (BAS) certified products, see [www.assuredbiosolids.co.uk](http://www.assuredbiosolids.co.uk) BAS Standards provide comprehensive controls for biosolids treatment and recycling, ensuring products are safe to use and pose no threat to the environment, the food chain and consumers.*

#### Certified Composts and Digestates

##### Definitions

Only composts certified by the Compost Certification Scheme (CCS) and digestates certified by the Biofertiliser Certification

Scheme (BCS) may be used and only where the supplier confirms that the material meets the additional requirements for physical contaminants listed under 'Application' on the next page. CCS and BCS guarantee conformance of materials to the UK compost and digestate quality specifications PAS100:2018 and PAS110:2014 respectively. They require compost and digestate suppliers to provide their customers with specific information relating to product consignments, confirming compliance with baseline PAS quality requirements and any additional customer requirements. A helpful checklist is provided in Appendix 9 and it is strongly recommended to incorporate this into a Contract of Supply. The checklist information is also useful for nutrient planning.

**Note:** *Excessive application of anaerobic digestate to land may be regarded as disposal and would require a landfill permit under the Pollution Prevention and Control (Scotland) Regulations 2012.*

Information on how to source and use compost and digestate can be found at [www.qmscotland.co.uk/sites/default/files/farmers\\_guide\\_to\\_sourcing\\_and\\_using\\_digestate\\_and\\_compost.pdf](http://www.qmscotland.co.uk/sites/default/files/farmers_guide_to_sourcing_and_using_digestate_and_compost.pdf). Visit [www.qualitycompost.org.uk/producers](http://www.qualitycompost.org.uk/producers) and [www.biofertiliser.org.uk/producers](http://www.biofertiliser.org.uk/producers) for details of certified compost and digestate suppliers.

##### Physical Contaminants

The compost and digestate quality specifications (PAS100 and PAS110) include limits on the presence (by weight) of physical contaminants, defined here as all fragments of 'glass, metal, plastic and other non-stone/man-made fragments'. Only fragments larger than 2mm are measured and checked against the limits. While there is no requirement under CCS or BCS to measure fragments of plastic less than 2mm in size, members need not accept material containing such small fragments and should discuss this with their supplier.



### Application

Applications of certified composts and digestates are permitted in accordance with the table in Appendix 9, but only where the supplier confirms that the material meets the following additional requirements for physical contaminants. A copy of this confirmation must be retained for inspection:

- Compost: The quantity of physical contaminants does not exceed half that permitted by PAS100:2018
- Digestate: The quantities of physical contaminants do not exceed 8% of those permitted by PAS110:2014.

### On Farm Anaerobic Digesters (using manure, slurry and other farm materials as feedstock)

Where members operate their own anaerobic digestion systems, processing only manure, slurry and non-wastes (such as maize silage), which originate from their farm or other assured farms, the resulting digestate outputs may be applied to agricultural land as fertilisers or soil conditioners, without the requirement for a SEPA authorisation. Where distillery wastes are also used as feedstock, an appropriate SEPA authorisation must be in place before the resulting digestate outputs are applied to land.

Further information on the regulatory requirements can be found in SEPA's Position Statement WST-PS-016: Classification of Outputs from Anaerobic Digestion Processes, available at [www.sepa.org.uk/media/219842/wst-ps-016-regulation-of-outputs-from-anaerobic-digestion-processes.pdf](http://www.sepa.org.uk/media/219842/wst-ps-016-regulation-of-outputs-from-anaerobic-digestion-processes.pdf)

### Distillery and Brewery Digestates

Anaerobic and aerobic digestates derived solely from outputs of the distillery and brewery industries may be applied to land as fertilisers or soil conditioners. Where these digestates are not certified to PAS100:2018 or PAS110:2014, an appropriate SEPA authorisation must be in place before their application to land.

### Crustacean Shells

Crustacean shells may be applied to land as organic fertilisers/soil improvers without additional processing or treatment, but only by complying with the following requirements:

- The six conditions laid out in the Scottish Government Authorisation B6 document, see Appendix 10 and [www.gov.scot/publications/animal-by-products-competent-authority-authorisations/application-of-animal-by-products-and-derived-products-to-land/b6-aquatic-crustacean-shells](http://www.gov.scot/publications/animal-by-products-competent-authority-authorisations/application-of-animal-by-products-and-derived-products-to-land/b6-aquatic-crustacean-shells)
- Applying for, being granted and complying with a SEPA paragraph 7 waste management exemption, see [www.sepa.org.uk/regulations/waste/activities-exempt-from-waste-management-licensing](http://www.sepa.org.uk/regulations/waste/activities-exempt-from-waste-management-licensing)

Compliance will ensure crustacean shells are stored and applied in the recommended manner (see Appendix 10), to prevent risks arising to public and animal health.

### Poultry Litter

Poultry litter may be applied to agricultural land, provided there is no contamination with carcase material. It should be stored in a way that prevents access by livestock and ideally should only be used on arable land. If applied to forage, fodder or grassland, a minimum four-week no graze or harvest interval applies and records to demonstrate compliance with these requirements must be retained for inspection.

**Note:** Poultry litter is a known source of botulism and members need to evaluate this risk accordingly (see [www.gov.uk/guidance/how-to-use-store-or-move-manure-guano-and-digestive-tract-content](http://www.gov.uk/guidance/how-to-use-store-or-move-manure-guano-and-digestive-tract-content))

## Appendix 8:

### Requirements for Safe Application to Land (Standard 9.1)

Crop type	Certified PAS100 composts <sup>1</sup> (ABP and non-ABP <sup>2</sup> )	Certified PAS100 digestates <sup>1</sup> (ABP and non-ABP <sup>2</sup> )	Sewage Sludge (Biosolids)	
			Conventional <sup>4</sup>	Enhanced <sup>5</sup>
Grass (grazed)	3 week no graze interval. No compost of grade/particle sizes greater than 20mm in any dimension.	3 week no graze interval. No compost of grade/particle sizes greater than 20mm in any dimension.	3 week no graze interval. Sludges must be deep injected or ploughed-in.	3 week no graze interval.
Grass (harvested)	3 week no harvest interval. No compost of grade/particle sizes greater than 20mm in any dimension.	3 week no harvest interval. No digestate with particle sizes greater than 20mm in any dimension.	3 week no harvest interval. No grazing in season of application (where surface applied).	3 week no harvest interval.
Combinable crops	Must be applied before drilling/planting. No compost of grade/particle sizes greater than 40mm in any dimension.	Liquid digestates <sup>3</sup> may be applied before or after drilling/planting. Fibre digestates <sup>3</sup> must be applied before drilling/planting. No digestate with particle sizes greater than 40mm in any dimension.	Must be applied before drilling/planting.	Must be applied before drilling/planting.
Fodder & forage crops	3 week no graze interval. Apply before drilling/planting. No compost of grade/particle sizes greater than 20mm in any dimension.	3 week no graze or harvest interval. Liquid digestates <sup>3</sup> may be applied before or after drilling/planting. Fibre digestates <sup>3</sup> must be applied before drilling/planting. No digestate with particle sizes greater than 20mm in any dimension.	3 week no graze or harvest interval. Sludges must be deep injected or ploughed-in.	3 week no graze or harvest interval.
NOTES	1. Members are referred to Section 9 of these Standards, which lists the physical quality requirements for certified compost and digestate.			
	2. ABP composts and digestates are derived from feedstocks that include animal by-products (ABPs), which are processed according to the requirements of Scottish Statutory Instrument. 2013 No. 307, The Animal By-Products (Enforcement) (Scotland) Regulations 2013. When applied to farmland, statutory no-graze and no-harvest intervals apply. These are three weeks (for ruminants) and eight weeks (for pigs). The no-harvest intervals apply to any crop intended to be fed to livestock, including those listed as 'Combinable' below.			
	3. Liquid digestate = dry matter less than or equal to 15%. Fibre digestate = dry matter greater than 15%.			
	4. Conventionally treated sludge has been subjected to defined treatment processes that ensure at least 99% of pathogens have been destroyed.			
	5. Enhanced treated sludge will be free from Salmonella and has been treated to ensure that 99.9999% of pathogens have been destroyed (a 6-log reduction).			

Combinable crops include: Wheat, barley, oats, rye, triticale, field peas, field beans, linseed/flax, oilseed rape, sugar beet, sunflower, borage  
Fodder & forage crops include: Silage maize, forage swedes & turnips, fodder mangolds, fodder beet, fodder kale, forage rye and triticale.



## Appendix 9:

# Information to be Provided by Suppliers of Certified Composts and Digestates (Standard 9.1)

PAS100:2018 and PAS110:2014 require that compost and digestate suppliers provide their customers with specific information relating to consignments of compost and digestate supplied. It is recommended that this information forms the basis of a Contract of Supply between scheme members and their compost/digestate suppliers. The following list is derived from the baseline requirements of PAS100:2018 and PAS110:2014.

### 1. Contact details

- Producer's contact details, including address of anaerobic digestion or composting site;
- Customer's contact details, including delivery address.

### 2. Declarations of conformity

- Compost Certification Scheme PR number or Biofertiliser Certification Scheme certification number;
- Declaration that the compost or digestate have been independently certified as compliant with PAS100:2018 or PAS110:2014;
- Declaration that the compost or digestate meets the additional quality requirements of this scheme, listed in Appendix 9 and
- Declaration that the compost or digestate meets the additional quality requirements of the customer.

### 3. Product information

- Despatch date;
- Quantity despatched (by weight or volume);
- Product type (i.e. certified compost or certified digestate);
- Compost particle size grade (e.g. 0 - 10mm; 10 - 40mm) or digestate type (whole digestate, separated fibre or

separated liquor) and approximate particle size range;

- Information that enables traceability checks – such as a unique batch code; and
- Confirmation as to whether the compost or digestate has been derived in whole or in part from animal by-product (ABP) material – and if so, instructions on use restrictions and record-keeping requirements.

### 4. Laboratory data

Must be representative of the consignment despatched.

For certified composts and digestates:

- *Salmonella* species and *E. coli*
- Potentially Toxic Element concentrations (Cadmium, Chromium, Copper, Mercury, Nickel, Lead and Zinc)
- pH
- Total nitrogen content
- Total phosphorus content
- Total potassium content
- Dry matter (also referred to as total solids) content; and
- Physical contaminant content (individual reporting of glass, metal, plastic and other 'non-stone' fragments of greater than 2mm).

For certified composts only:

- Confirmation that the sample complies with the plant response and weed seed/propagule requirements of PAS100:2018; and
- Quantity of stones greater than 4mm.

For certified digestates only:

- Ammoniacal nitrogen (NH<sub>4</sub>-N) content; and
- Quantity of stones greater than 5mm

## Appendix 10:

### Authorisation B6 (Standard 9.1)



**Agriculture, Food and Rural Communities  
Directorate**  
Animal Health and Welfare Division

#### **Authorisation for the application to land of Category 3 aquatic crustacean shells with soft tissue and flesh attached**

In accordance with Article 14(h) (disposal and use of Category 3 material) of Regulation (EC) No 1069/2009, the Scottish Ministers determine that shells from aquatic crustaceans with soft tissue and flesh attached, which do not show any signs of disease communicable to humans or animals (in this document referred to as “crustacean shells”), may be applied to land as organic fertilisers/soil improvers without additional processing or treatment<sup>1</sup>, provided the following conditions are complied with to prevent risks arising to public and animal health:

1. The crustacean shells originate from crustaceans cooked<sup>2</sup> in a fishery products processing plant approved under Article 4 of Regulation (EC) No 853/2004 and meeting the requirements of Annex 1 of Commission Regulation (EC) No 2073/2005.
2. The crustacean shells should have as much soft tissue and flesh removed as is reasonably practicable to leave no more than 40% volatile solids<sup>3</sup>.
3. The crustacean shells should be crushed and not reduced to a powdered material.

4. When it is necessary to store the crustacean shells prior to spreading on land, they must be stored in a way that prevents access by animals and birds, including all farmed animals.
5. The crustacean shell material is injected or otherwise incorporated with soil in such a way that animals and birds cannot access it, e.g. by spreading on land and ploughing in without undue delay.
6. The waiting period of at least 21 days before grazing or feeding with cut herbage (and at least 60 days in the case of pigs) referred to in Article 11(1)(c) of Regulation (EC) No 1069/2009 and regulation 6 of the Animal By-Products (Enforcement) (Scotland) Regulations 2013 is observed following application of cooked crustacean shells.

If these conditions are met the cooked crustacean shells can be applied to land without further “processing”. However, there will still be environmental conditions for land spreading waste that must be followed: users of crustacean shells are advised to contact SEPA.

This Authorisation applies to Scotland.

#### **Notes on the wording used in this Authorisation:**

1 “*processing*” means using the methods set down in Annex IV, Chapter III of Commission Regulation (EU) No 142/2011; “*treatment*” means using other methods set out in Commission Regulation (EU) No 142/2011, such as composting and anaerobic digestion, as defined in Annex V of that Regulation.

2 “*cooked*” means subjected to the application of heat for a given period of time to reduce to an acceptable level the risks to public health arising from the material, in accordance with the HACCP principles set out in Regulation (EC) No 852/2004. It must be done as part of the routine food production activities in the plant, under the controls detailed in Regulation (EC) No 853/2004.

3 “*volatile solids*” is a laboratory measure of the soft tissue content of a crustacean shell. The shell with its residual flesh is dried at 105°C until it reaches a constant weight. The dried residue is then ignited, and the loss of the volatile solids is determined by the reduction in weight.





## Appendix 11: Guide to Relevant Legislation and Codes of Practice

### Legislation

**Animal Health and Welfare (Scotland) Act 2006** / [www.legislation.gov.uk/asp/2006/11/contents](http://www.legislation.gov.uk/asp/2006/11/contents)

**The Welfare of Farmed Animals (Scotland) Regulations 2010** / [www.legislation.gov.uk/ssi/2010/388](http://www.legislation.gov.uk/ssi/2010/388)

**Summary of the Law Relating to Farm Animal Welfare (Defra PB2531)** / [www.qmscotland.co.uk/pig-standards](http://www.qmscotland.co.uk/pig-standards)

**The Welfare of Animals (Transport) (Scotland) Regulations 2006** / [www.legislation.gov.uk/ssi/2006/606/introduction/made](http://www.legislation.gov.uk/ssi/2006/606/introduction/made)

**The Transport of Animals (Cleansing and Disinfection) (Scotland) Regulations 2005** / [www.legislation.gov.uk/ssi/2005/653/introduction/made](http://www.legislation.gov.uk/ssi/2005/653/introduction/made)

**Regulation (EC) No 1099/2009 on the protection of animals at the time of killing** / <http://eur-lex.europa.eu/LexUriServ/LexUriServ.do?uri=OJ:L:2009:303:0001:0030:EN:PDF>

**The Welfare of Animals at the Time of Killing (Scotland) Regulations 2012 (WATOK)** / [www.legislation.gov.uk/ssi/2012/321/contents/made](http://www.legislation.gov.uk/ssi/2012/321/contents/made)

**The Welfare of Animals at the Time of Killing (Scotland) Amendment Regulations 2012** / [www.legislation.gov.uk/ssi/2012/355/introduction/made](http://www.legislation.gov.uk/ssi/2012/355/introduction/made)

**The Pigs (Records, Identification and Movement) (Scotland) Order 2011** / [www.legislation.gov.uk/ssi/2011/327/introduction/made](http://www.legislation.gov.uk/ssi/2011/327/introduction/made)

**The Pigs (Records, Identification and Movement) (Scotland) Amendment Order 2011** / [www.legislation.gov.uk/ssi/2011/351/introduction/made](http://www.legislation.gov.uk/ssi/2011/351/introduction/made)

**The Animal By-Products (Enforcement) (Scotland) Regulations 2013** / [www.legislation.gov.uk/ssi/2013/307/introduction/made](http://www.legislation.gov.uk/ssi/2013/307/introduction/made)

**The Animal By-Products (Scotland) Regulations 2003** / [www.legislation.gov.uk/ssi/2003/411/introduction/made](http://www.legislation.gov.uk/ssi/2003/411/introduction/made)

**The Waste (Scotland) Regulations 2012** / [www.legislation.gov.uk/ssi/2012/148/introduction/made](http://www.legislation.gov.uk/ssi/2012/148/introduction/made)

**The Veterinary Surgeons Act 1966 (as amended)** / [www.legislation.gov.uk/ukpga/1966/36](http://www.legislation.gov.uk/ukpga/1966/36)

### Food And Feed

**Regulation (EC) No 852/2004 on the hygiene of foodstuffs** / <http://eur-lex.europa.eu/LexUriServ/LexUriServ.do?uri=OJ:L:2006:328:0014:0056:en:PDF>

**The Food Hygiene (Scotland) Regulations 2006 (as amended)** / [www.legislation.gov.uk/ssi/2006/3/introduction/made](http://www.legislation.gov.uk/ssi/2006/3/introduction/made)

**The General Food Law Regulation (EC) No 178/2002** / <http://www.legislation.gov.uk/eur/2002/178/contents>

**Regulation (EC) No 853/2004 laying down specific hygiene rules for food of animal origin** / [www.legislation.gov.uk/eur/2004/853/2020-12-31](http://www.legislation.gov.uk/eur/2004/853/2020-12-31)

**Regulation (EC) No 854/2004 laying down specific hygiene rules for the organisation of official controls on products of animal origin intended for human consumption** / <https://eur-lex.europa.eu/legal-content/EN/ALL/?uri=CELEX%3A32004R0854>

**Scottish Food and Feed Law Guide** / [www.foodstandards.gov.scot/downloads/Scottish\\_Food\\_and\\_Feed\\_Law\\_Guide\\_-\\_August\\_2018.pdf](http://www.foodstandards.gov.scot/downloads/Scottish_Food_and_Feed_Law_Guide_-_August_2018.pdf)

**Regulation (EC) No 882/2004 on official controls performed to ensure the verification of compliance with feed and food law, animal health and animal welfare rules** / <http://eur-lex.europa.eu/legal-content/EN/ALL/?uri=celex%3A32004R0882>

**The Animal Feed (Scotland) Regulations 2010** / [www.legislation.gov.uk/ssi/2010/373/made](http://www.legislation.gov.uk/ssi/2010/373/made)

**The Feed (Hygiene and Enforcement) (Scotland) Regulations 2005 (as amended)** / [www.legislation.gov.uk/ssi/2005/608/introduction/made](http://www.legislation.gov.uk/ssi/2005/608/introduction/made)

**The Feed (Hygiene and Enforcement) and Animal Feed (Scotland) Amendment Regulations 2013** / [www.legislation.gov.uk/ssi/2013/340/introduction/made](http://www.legislation.gov.uk/ssi/2013/340/introduction/made)

## Appendix 11: Guide to Relevant Legislation and Codes of Practice (cont)

### Food And Feed (continued)

The Official Feed and Food Controls (Scotland) Regulations 2009 / [www.legislation.gov.uk/ssi/2009/446/introduction/made](http://www.legislation.gov.uk/ssi/2009/446/introduction/made)

The Animal By-Products (Enforcement) (Scotland) Regulations 2013 / [www.legislation.gov.uk/ssi/2013/307/introduction/made](http://www.legislation.gov.uk/ssi/2013/307/introduction/made)

The Animal By-Products (Scotland) Regulations 2003 / [www.legislation.gov.uk/ssi/2003/411/introduction/made](http://www.legislation.gov.uk/ssi/2003/411/introduction/made)

Feed Hygiene Regulation (EC) No 1831/2005 / [www.legislation.gov.uk/eur/2005/183/introduction](http://www.legislation.gov.uk/eur/2005/183/introduction)

### Codes Of Practice

Codes of Practice for the Welfare of Pigs (Scot Gov March 2012) / [www.gov.scot/binaries/content/documents/govscot/publications/advice-and-guidance/2012/04/welfare-pigs-code-practice/documents/00391633-pdf/00391633-pdf/govscot%3Adocument/00391633.pdf](http://www.gov.scot/binaries/content/documents/govscot/publications/advice-and-guidance/2012/04/welfare-pigs-code-practice/documents/00391633-pdf/00391633-pdf/govscot%3Adocument/00391633.pdf)

Practical Biosecurity for Pig Farmers, Smallholders and Pet Pig Keepers in Scotland / [www.qmscotland.co.uk/sites/default/files/pig\\_biosecurity\\_leaflet\\_final\\_22102015\\_0.pdf](http://www.qmscotland.co.uk/sites/default/files/pig_biosecurity_leaflet_final_22102015_0.pdf)

Solving the Problem of Heat Stress in Pigs / [www.qmscotland.co.uk/pig-standards](http://www.qmscotland.co.uk/pig-standards)

Lameness in Pigs / [www.qmscotland.co.uk/pig-standards](http://www.qmscotland.co.uk/pig-standards)

FAWC Report on the Welfare of Pigs Kept Outdoors / [assets.publishing.service.gov.uk/uploads/attachment\\_data/file/325253/FAWC\\_report\\_on\\_the\\_welfare\\_of\\_pigs\\_kept\\_outdoors.pdf](http://assets.publishing.service.gov.uk/uploads/attachment_data/file/325253/FAWC_report_on_the_welfare_of_pigs_kept_outdoors.pdf)

Emergencies on Livestock Farms 1993 (Defra PB1147) / [www.qmscotland.co.uk/pig-standards](http://www.qmscotland.co.uk/pig-standards)

The Casualty Pig – Pig Veterinary Society (Interim Update April 2013) / [www.pigvetsoc.org.uk/files/document/192/Casualty%20Pig%20-%20April%202013-1.pdf](http://www.pigvetsoc.org.uk/files/document/192/Casualty%20Pig%20-%20April%202013-1.pdf)

Welfare of Animals During Transport (Defra 2011) / [assets.publishing.service.gov.uk/government/uploads/system/uploads/attachment\\_data/file/69384/pb13551-satellite-tracking.pdf](http://assets.publishing.service.gov.uk/government/uploads/system/uploads/attachment_data/file/69384/pb13551-satellite-tracking.pdf)

Guidance on the Transport of Casualty Farm Animals (Defra PB1381) / [www.qmscotland.co.uk/pig-standards](http://www.qmscotland.co.uk/pig-standards)

Code of Practice on the responsible use of animal medicines on the farm (VMD Dec 2014) / [assets.publishing.service.gov.uk/government/uploads/system/uploads/attachment\\_data/file/424685/Responsible\\_use\\_COP\\_April\\_2015.pdf](http://assets.publishing.service.gov.uk/government/uploads/system/uploads/attachment_data/file/424685/Responsible_use_COP_April_2015.pdf)

The Responsible Use of Medicines in Agriculture Alliance (RUMA) / [www.ruma.org.uk](http://www.ruma.org.uk)

Prevention of Environmental Pollution from Agricultural Activity, Code of Good Practice (PEPFAA Code) / [www.gov.scot/publications/prevention-environmental-pollution-agricultural-activity-guidance/documents/](http://www.gov.scot/publications/prevention-environmental-pollution-agricultural-activity-guidance/documents/)

Farmer's guide to sourcing and using compost and digestate / [www.zerowastescotland.org.uk/sites/default/files/Farmers\\_guidance\\_document.PDF](http://www.zerowastescotland.org.uk/sites/default/files/Farmers_guidance_document.PDF)

### Other

Quality Meat Scotland Pig Standards / [www.qmscotland.co.uk/pig-standards](http://www.qmscotland.co.uk/pig-standards)

Humane Slaughter Association / [www.hsa.org.uk/publications/online-guides](http://www.hsa.org.uk/publications/online-guides)





Quality Meat Scotland  
The Rural Centre, Ingliston,  
Newbridge, Midlothian EH28 8NZ  
0131 510 7920  
[info@qmscotland.co.uk](mailto:info@qmscotland.co.uk)  
[www.qmscotland.co.uk](http://www.qmscotland.co.uk)